

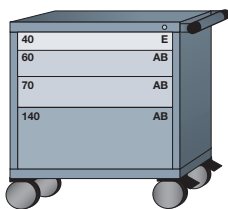
Modular Drawer Cabinets

Drawer Number	40	50	60	70	80	90	100	110	120	130	140	150	160	170	180
Usable Height	2-1/4"	3"	3-7/8"	4-5/8"	5-3/8"	6-1/4"	7"	7-3/4"	8-1/2"	9-3/8"	10-1/8"	10-7/8"	11-3/4"	12-1/2"	13-1/4"
Drawer Size	SMALL		MEDIUM		LARGE			EXTRA LARGE							

Pre-Engineered Mobile Cabinets and Workstations

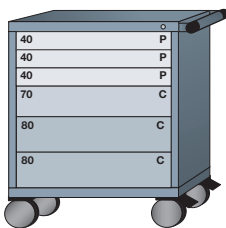
- A workshop on wheels
- Drawer units feature single drawer access
- Includes tubular handle and rubber end caps
- Includes (2) fixed and (2) swivel w/brake, 6" dia. x 2"w casters (2800 lb. capacity)
- Polyolefin caster tread does not mar floors
- Cabinet ships pre-assembled. Assembly required for casters and handle
- Drawer layout kits include black polyester mesh insert
- All units below are 28-1/4" d

Mobile Cabinets



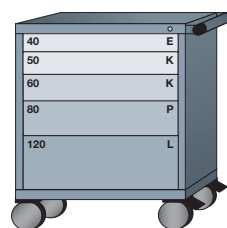
4 drawers with 21 compartments
Overall: 30"w x 35-1/2"h

■ 2503101009 ■



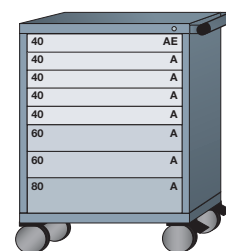
6 drawers with 75 compartments
Overall: 30"w x 38-5/8"h

■ 2503501019 ■



5 drawers with 92 compartments
Overall: 30"w x 38-5/8"h

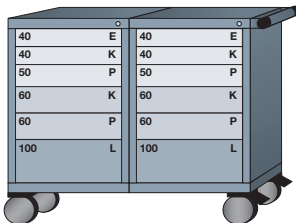
■ 2503501020 ■



8 drawers with 24 compartments
Overall: 30"w x 42-9/16"h

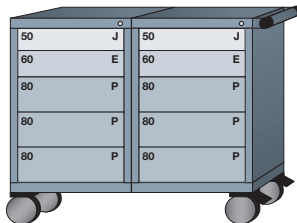
■ 2504001020 ■

Mobile Workstations




12 drawers with 216 compartments
Overall: 45-5/8"w x 39-3/4"h

■ 250350W1004 ■



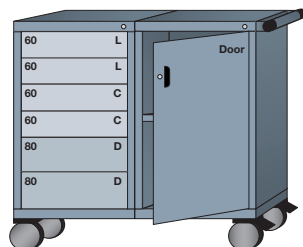
10 drawers with 208 compartments
Overall: 45-5/8"w x 39-3/4"h

■ 250350W1005 ■



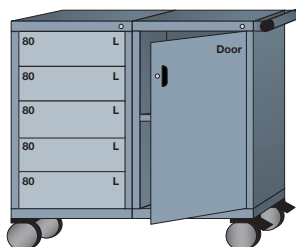
5 drawers with 104 compartments
base shelf and adjustable shelf behind lockable swing door
Overall: 45-5/8"w x 39-3/4"h

■ 250350W1002 ■



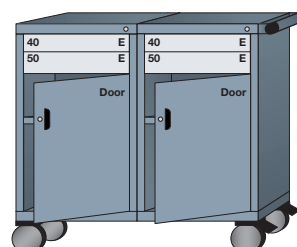
6 drawers with 58 compartments
base shelf and adjustable shelf behind lockable swing door
Overall: 45-5/8"w x 43-3/4"h

■ 250400W1001 ■



5 drawers with 60 compartments
base shelf and adjustable shelf behind lockable swing door
Overall: 45-5/8"w x 43-3/4"h

■ 250400W1002 ■



4 drawers with 96 compartments
2 base shelves and 2 adjustable shelves behind 2 lockable swing doors
Overall: 45-5/8"w x 43-3/4"h

■ 250400W1003 ■