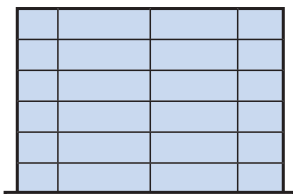


Steel Shelving

Optional Accessories for Modular Drawers for 36" Wide Shelving

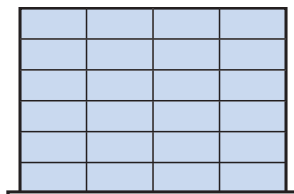
Pre-Engineered Modular Drawer Layouts

For use with Modular Drawers listed on page 50. For other layouts, order partitions and dividers separately from listings below.



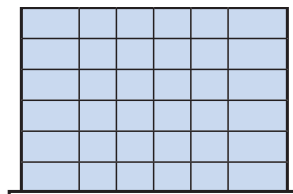
- This layout includes:
- Three partitions
 - Ten 6" w, ten 10" w dividers

Drawer Height	for 18" d Cat. No.	for 24" d Cat. No.
3"	8913-3	8933-3
4"	8914-3	8934-3
5"	8915-3	8935-3
6"	8916-3	8936-3
7"	8917-3	8937-3



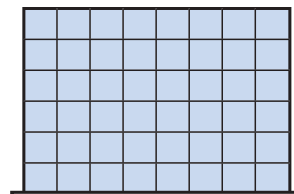
- This layout includes:
- Three partitions
 - Twenty 8" w dividers

Drawer Height	for 18" d Cat. No.	for 24" d Cat. No.
3"	8913-4	8933-4
4"	8914-4	8934-4
5"	8915-4	8935-4
6"	8916-4	8936-4
7"	8917-4	8937-4



- This layout includes:
- Five partitions
 - Twenty 5" w, ten 6" w dividers

Drawer Height	for 18" d Cat. No.	for 24" d Cat. No.
3"	8913-7	8933-7
4"	8914-7	8934-7
5"	8915-7	8935-7
6"	N/A	N/A
7"	N/A	N/A



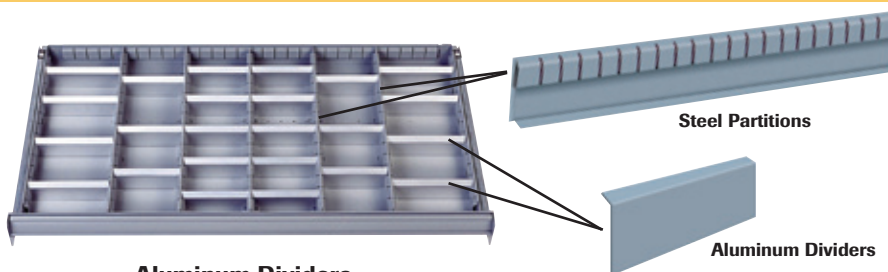
- This layout includes:
- Seven partitions
 - Forty 4" w dividers

Drawer Height	for 18" d Cat. No.	for 24" d Cat. No.
3"	8913-9	8933-9
4"	8914-9	8934-9
5"	8915-9	8935-9
6"	8916-9	8936-9
7"	8917-9	8937-9

Steel Partitions and Dividers

Form lengthwise (front to back) compartments in Modular Drawers on nominal 1" centers.

Available in Dove Gray and Natural Aluminum.



Steel Partitions

Slip into slots, and secured with a bolt.

Drawer Height	Partition Height	For 18" d Cat. No.	For 24" d Cat. No.
3"	11 ⁵ / ₁₆ "	8923	8943
4"	2 ⁷ / ₁₆ "	8924	8944
5"	3 ⁷ / ₁₆ "	8925	8945
6"/7"	4 ⁷ / ₁₆ "	8926	8946

Aluminum Dividers


Slip into partitions to create smaller compartments. Nominal width of dividers must equal 32".

Drawer Height	Divider Height	3" w Cat. No.	4" w Cat. No.	5" w Cat. No.	6" w Cat. No.	8" w Cat. No.	10" w Cat. No.
3"	11 ⁵ / ₁₆ "	8953	8954	8955	8956	8958	8959
4"	2 ⁷ / ₁₆ "	8963	8964	8965	8966	8968	8969
5"	3 ⁷ / ₁₆ "	N/A	8974	8975	8976	8978	8979
6"/7"	4 ⁷ / ₁₆ "	N/A	8984	N/A	8986	8988	8989

Removable Plastic Bins

Form lengthwise (front to back) compartments in Modular Drawers. Available in Yellow.

W x D x H	18" d / 24" d Qty to fill depth	Divider for Bins	Cat. No.
3" x 3" x 2"	50/70	240-332-DIV	240-332
3" x 6" x 2"	20/30	240-332-DIV	240-362
6" x 6" x 2"	10/15	240-662-DIV	240-662
3" x 3" x 3"	50/70	240-333-DIV	240-333
3" x 6" x 3"	20/30	240-333-DIV	240-363
6" x 6" x 3"	10/15	240-663-DIV	240-663



Groove Trays

All are 5" wide x 1⁵/₈" high. Cupped compartments with label holders. Six trays fit across the width of modular drawers.

Available in Dove Gray.

No. 8949

For 24" d drawers,
21¹/₂" d, 10 compartments

No. 8929 -

For 18" d drawers, 15¹/₂" d, 7 compartments

