

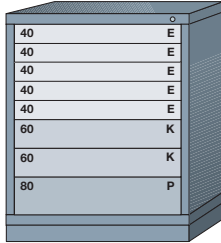
Modular Drawer Cabinets

Drawer Number	40	50	60	70	80	90	100	110	120	130	140	150	160	170	180
Usable Height	2-1/4"	3"	3-7/8"	4-5/8"	5-3/8"	6-1/4"	7"	7-3/4"	8-1/2"	9-3/8"	10-1/8"	10-7/8"	11-3/4"	12-1/2"	13-1/4"
Drawer Size	SMALL		MEDIUM		LARGE			EXTRA LARGE							



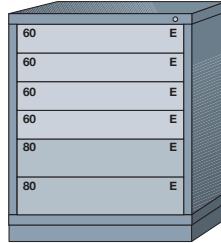
Pre-Engineered Modular Drawer Cabinets — Standard 30" Wide

Mid-Range (37-3/16" High)



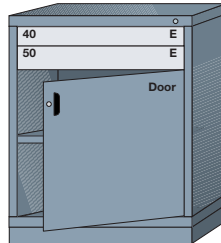
8 drawers with
176 compartments

■ ■ ■ 400A ■




6 drawers with
144 compartments

■ ■ ■ 4001001 ■



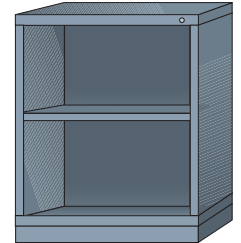
2 drawers with
48 compartments, base shelf
and adjustable shelf
behind lockable swing door

■ ■ ■ 4001006 ■



Base shelf and
adjustable shelf behind
lockable swing door

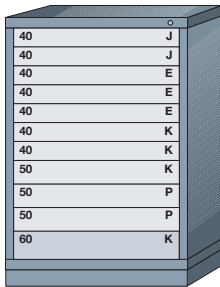
■ ■ ■ 2514001008 ■



Base shelf and
adjustable shelf

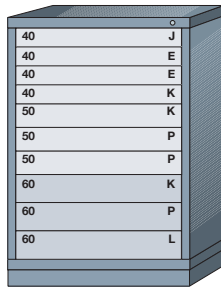
■ ■ ■ 2514001009 ■

Counter (44-1/4" High)




11 drawers with
248 compartments

■ ■ ■ 4901001 ■



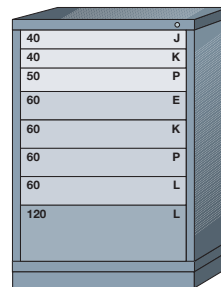
10 drawers with
200 compartments

■ ■ ■ 4901002 ■



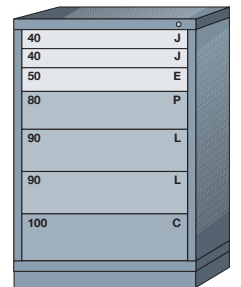
9 drawers with
180 compartments

■ ■ ■ 490B ■



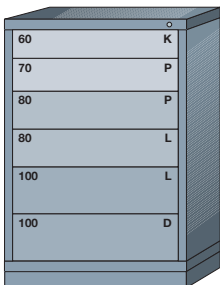
8 drawers with
152 compartments

■ ■ ■ 4901005 ■



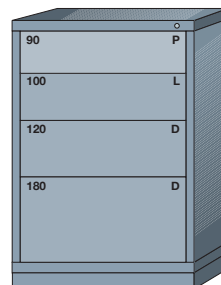
7 drawers with
137 compartments

■ ■ ■ 490D ■



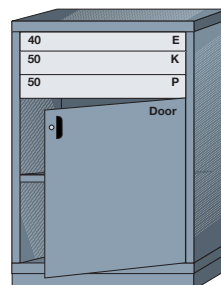
6 drawers with
84 compartments

■ ■ ■ 4901008 ■




4 drawers with
44 compartments

■ ■ ■ 4901009 ■



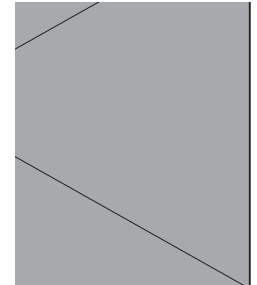
3 drawers with
60 compartments, base shelf
and adjustable shelf
behind lockable swing door

■ ■ ■ 4901020 ■



Base shelf and
adjustable shelf behind
lockable swing door

■ ■ ■ 2514901021 ■



Base shelf and
adjustable shelf

■ ■ ■ 2514901022 ■