

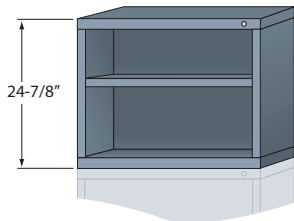
Modular Drawer Cabinets

Pre-Engineered Overhead Units Standard 30" Wide

- Provides additional bulk storage above cabinets
- Flat bottom attaches directly to cabinet top below (no drilling — fasteners supplied)
- Shipped pre-assembled to lower cabinet if ordered together

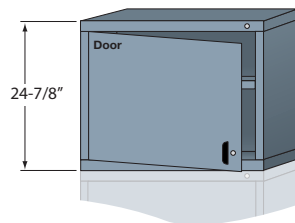


Standard (30" Wide)



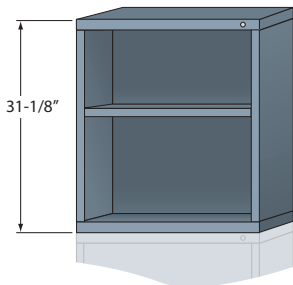
Base shelf and adjustable shelf without base channels

■ ■ 2512701050



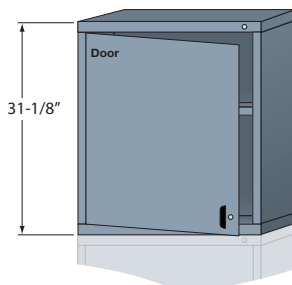
Base shelf and adjustable shelf behind lockable swing door without base channels

■ ■ 2512701055



Base shelf and adjustable shelf without base channels

■ ■ 2513501050

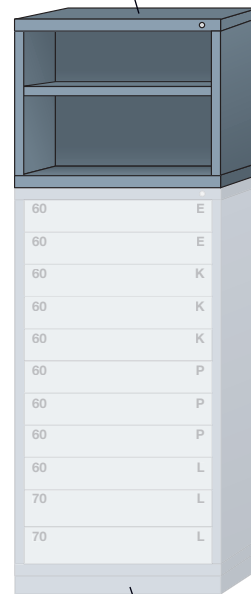


Base shelf and adjustable shelf behind lockable swing door without base channels

■ ■ 2513501055

Example

2512701050



■ ■ 25068010073