

# Modular Drawer Cabinets

## Pre-Engineered MDC Ordering Guide

### Step 1

#### Select Housing (see pages 8-11)

Determine which cabinet meets your workspace requirements. Choose the pre-engineered catalog number designated to that description. Example = **680C**

### Step 2

#### Select Housing Color (see below)

Enter **LETTER** designation

### Step 3

#### Select Drawer Color (see below)

Enter **LETTER** designation

### Step 4

#### Select Locking System (see below)

Enter **250** for **SINGLE** drawer access  
or

Enter **251** for **MULTIPLE** drawer access

### Step 5

#### Select Layout Kit Configuration (see pages 14-15)


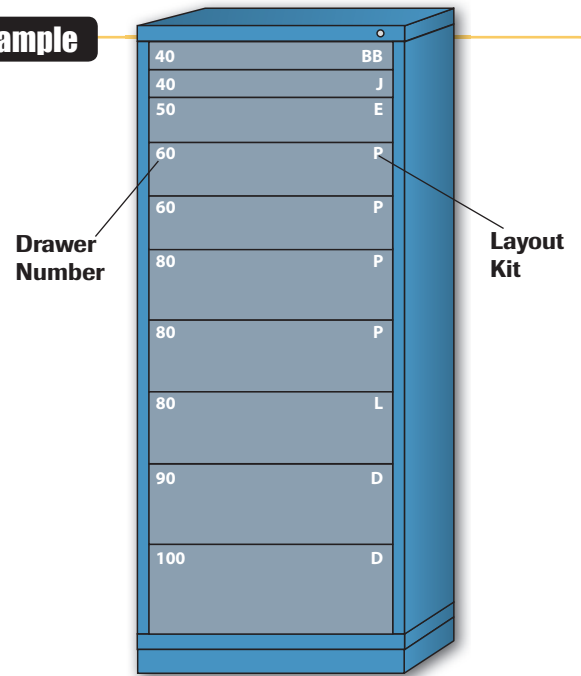
**LEAVE BLANK** for no layout kits

Enter **3** for layout kits factory installed

## 49 Cabinet/Drawer-Door Color Combinations



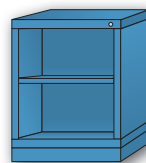
### Example



The catalog number for the pre-engineered cabinet shown in the illustration above features a "Wedgewood Blue" housing with "Dove Gray" drawers, single drawer access locking system and layout kits installed would be:

**BD250680C3**

### Additional Examples



**BB 251270SL1003**



**JJ 2513101007**



**KH 25135010113**

## 2 Different Locking Systems

### Single Drawer Access **250 Cabinet Series**

Automatically locks unopened drawers when one drawer is pulled out, preventing accidental tipping.

**The only "True-Interlock" in the industry.**



### Multiple Drawer Access **251 Cabinet Series**

Provides access to multiple drawers, and is an economical alternative, but requires proper anchoring to prevent accidental tipping.

Both styles include a keyed lock with 2 keys, pre-punched anchoring holes, and fastener kit. Cabinets can be anchored to each other, to a wall, or to the floor.