




**STANDARD CABINET - 30" WIDE
EYE-LEVEL – 59-1/4" H X 28-1/4" D**

Modular Drawer Cabinets


Drawer Number	04	05	06	07	08	09	10	11	12	13	14	15	16	17	18
Usable Height	2-1/4"	3"	3-7/8"	4-5/8"	5-3/8"	6-1/4"	7"	7-3/4"	8-1/2"	9-3/8"	10-1/8"	10-7/8"	11-3/4"	12-1/2"	13-1/4"
Side Height	1-7/8"		3"		4-3/8"			6-1/4"							

All Pre-Engineered Modular Drawer 30" Wide Standard Cabinets on these pages feature:

- Fork Lift Base




12 Drawers



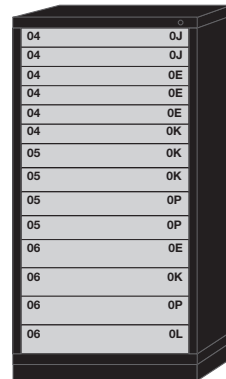
17 Drawers

17 drawers with 591 compartments
683030000A




15 Drawers

15 drawers with 336 compartments
6830301001




14 Drawers

14 drawers with 300 compartments
6830301002

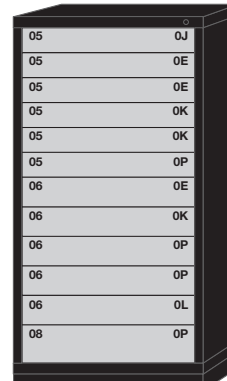


13 Drawers


13 drawers with 256 compartments
6830301003



12 drawers with 264 compartments
6830301024



12 drawers with 240 compartments
6830301005



12 drawers with 224 compartments
6830301004