



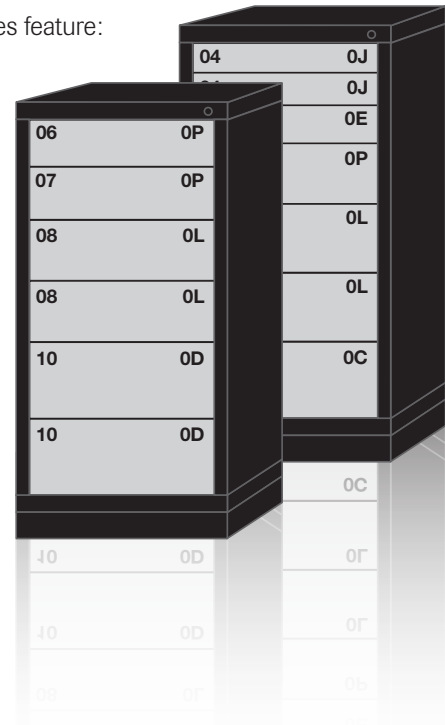
**SLENDER CABINET - 22-13/16" WIDE  
COUNTER HEIGHT - 44-1/4" H X 28-1/4" D**

Modular Drawer Cabinets

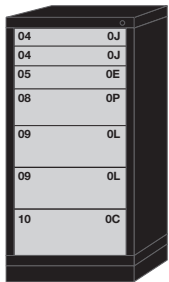
| Drawer Number | 04     | 05 | 06     | 07     | 08     | 09     | 10 | 11     | 12     | 13     | 14      | 15      | 16      | 17      | 18      |
|---------------|--------|----|--------|--------|--------|--------|----|--------|--------|--------|---------|---------|---------|---------|---------|
| Usable Height | 2-1/4" | 3" | 3-7/8" | 4-5/8" | 5-3/8" | 6-1/4" | 7" | 7-3/4" | 8-1/2" | 9-3/8" | 10-1/8" | 10-7/8" | 11-3/4" | 12-1/2" | 13-1/4" |
| Side Height   | 1-7/8" |    | 3"     |        | 4-3/8" |        |    | 6-1/4" |        |        |         |         |         |         |         |

All Pre-Engineered Modular Drawer 22-13/16" Wide Slender Cabinets on these pages feature:

- Fork Lift Base



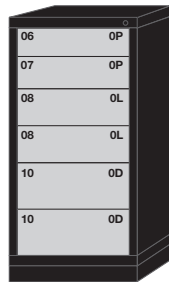
**7 Drawers**



7 drawers with 137 compartments

■ ■ ■ **492230000D** ■ ■ ■

**6 Drawers**

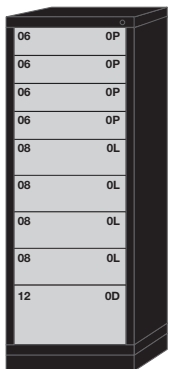


6 drawers with 72 compartments

■ ■ ■ **4922301023** ■ ■ ■

**SLENDER CABINET - 22-13/16" WIDE  
EYE-LEVEL HEIGHT - 59-1/4" H X 28-1/4" D**

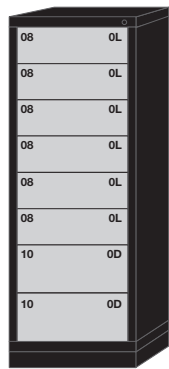
**9 Drawers**



9 drawers with 120 compartments

■ ■ ■ **6822301039** ■ ■ ■

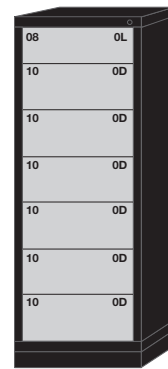
**8 Drawers**



8 drawers with 88 compartments

■ ■ ■ **6822301040** ■ ■ ■

**7 Drawers**



7 drawers with 60 compartments

■ ■ ■ **6822301041** ■ ■ ■