

MIDC

Modular Drawer Cabinets

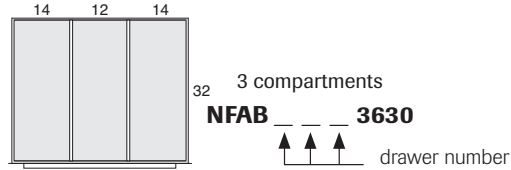
LAYOUT KITS MEDIUM WIDTH CABINET

How to Order:

Complete the part number with one of the following drawer numbers:

- 045** for 04 & 05
- 067** for 06 & 07
- 089** for 08 & 09
- 100** for 10+

Example:



The catalog number for the pre-engineered layout kit for a 04 and 05 drawer number with 2 compartments is:

NFAB0453630

Usable Height

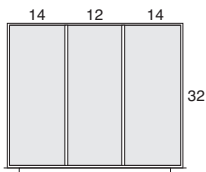
Use the chart below to identify "Usable Height" dimensions for the specific drawer numbers.

Drawer Number	04	05	06	07	08	09	10	11	12	13	14	15	16	17	18
Usable Height	2-1/4"	3"	3-7/8"	4-5/8"	5-3/8"	6-1/4"	7"	7-3/4"	8-1/2"	9-3/8"	10-1/8"	10-7/8"	11-3/4"	12-1/2"	13-1/4"
Side Height	1-7/8"		3"		4-3/8"			6-1/4"							

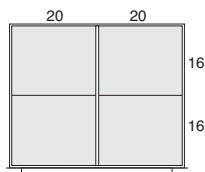
Compartment Size

The chart below identifies individual compartment sizes found in the layout kit illustrations.

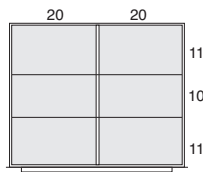
Compartment Size	3	4	5	6	7	8	9	10	11	12	13	14	15	16	17
Dimension	1-7/8"	2-11/16"	3-1/2"	4-1/4"	5-1/16"	5-7/8"	6-11/16"	7-1/2"	8-1/4"	9-1/16"	9-7/8"	10-11/16"	11-1/2"	12-1/4"	13-1/16"
Compartment Size	18	19	20	21	22	23	24	25	26	27	28	29	30	31	32
Dimension	13-7/8"	14-11/16"	15-1/2"	16-1/4"	17-1/16"	17-7/8"	18-11/16"	19-1/2"	20-1/4"	21-1/16"	21-7/8"	22-11/16"	23-7/16"	24-1/4"	25-1/16"



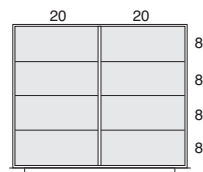
3 compartments
NFAB ___ **3630**



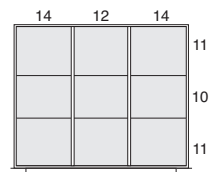
4 compartments
NFOB ___ **3630**



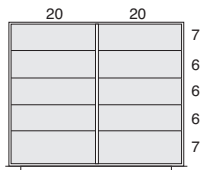
6 compartments
NFOM ___ **3630**



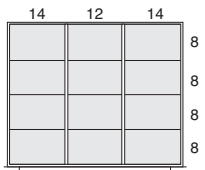
8 compartments
NFOD ___ **3630**



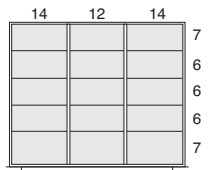
9 compartments
NFOC ___ **3630**



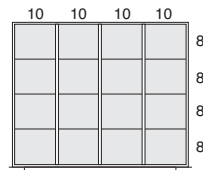
10 compartments
NFAE ___ **3630**



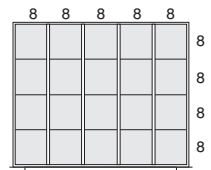
12 compartments
NFOL ___ **3630**



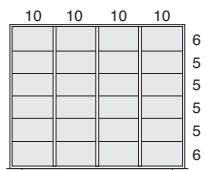
15 compartments
NFKK ___ **3630**



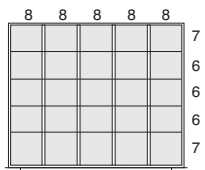
16 compartments
NFOP ___ **3630**



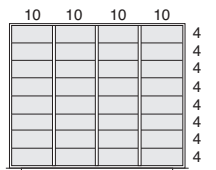
20 compartments
NFOK ___ **3630**



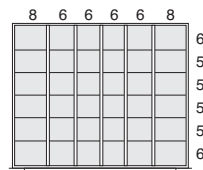
24 compartments
NFOE ___ **3630**



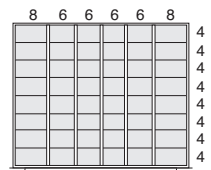
25 compartments
NFOG ___ **3630**



32 compartments
NFOJ ___ **3630**



36 compartments
NFOH ___ **3630**



48 compartments
NFTT ___ **3630**

For the usable drawer height dimensions, drawer and housing heights, housing footprints and ordering guide see page 6.