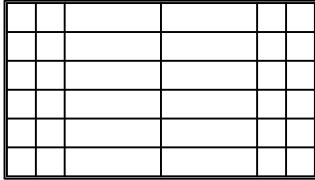


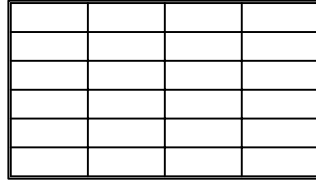
3" 3" 10" 10" 3" 3"



CATALOG NUMBERS

8933-1 8913-1
8934-1 8914-1

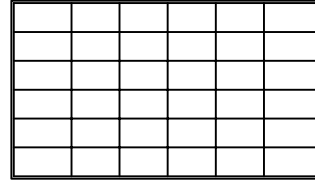
8" 8" 8" 8"



CATALOG NUMBERS

8933-4 8913-4
8934-4 8914-4
8935-4 8915-4
8936-4 8916-4
8937-4 8917-4

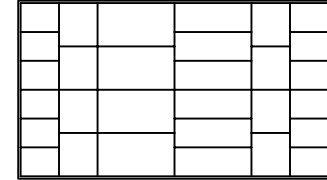
6" 5" 5" 5" 5" 6"



CATALOG NUMBERS

8933-7 8913-7
8934-7 8914-7
8935-7 8915-7

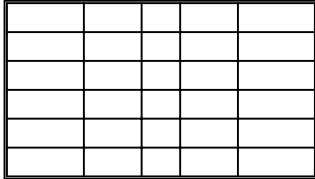
4" 4" 8" 8" 4" 4"



CATALOG NUMBERS

8933-10 8913-10
8934-10 8914-10
8935-10 8915-10
8936-10 8916-10
8937-10 8917-10

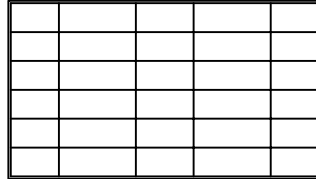
8" 6" 4" 6" 8"



CATALOG NUMBERS

8933-2 8913-2
8934-2 8914-2
8935-2 8915-2
8936-2 8916-2
8937-2 8917-2

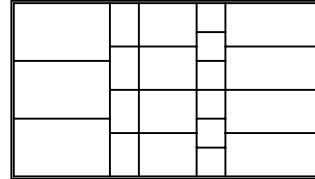
5" 8" 6" 8" 5"



CATALOG NUMBERS

8933-5 8913-5
8934-5 8914-5
8935-5 8915-5

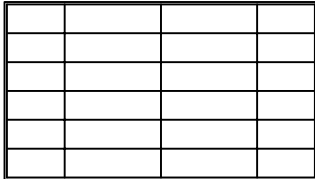
10" 3" 6" 3" 10"



CATALOG NUMBERS

8933-8 8913-8
8934-8 8914-8

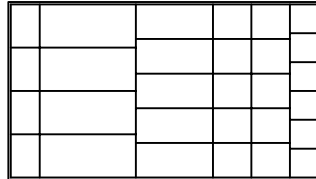
6" 10" 10" 6"



CATALOG NUMBERS

8933-3 8913-3
8934-3 8914-3
8935-3 8915-3
8936-3 8916-3
8937-3 8917-3

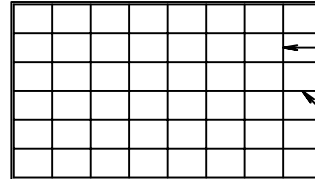
3" 10" 8" 4" 4" 3"



CATALOG NUMBERS

8933-6 8913-6
8934-6 8914-6

4" 4" 4" 4" 4" 4" 4" 4" ← PARTITION SPACING



CATALOG NUMBERS

8933-9 8913-9
8934-9 8914-9
8935-9 8915-9
8936-9 8916-9
8937-9 8917-9

↑ NOMINAL DRAWER HEIGHT
↑ CATALOG NUMBERS FOR 18" DEEP DRAWERS
↑ NOMINAL DRAWER HEIGHT
↑ CATALOG NUMBERS FOR 24" DEEP DRAWERS

NOTES:

- 1. REFER TO ASSEMBLY INSTRUCTION 9113-CA FOR ASSEMBLY METHOD OF THE MODULAR DRAWERS, PARTITIONS AND DIVIDERS.
- 2. LOCATE THE PARTITION AND DIVIDER DRAWER ARRANGEMENT ABOVE FOR THE CATALOG NUMBER (S) ORDERED. INSTALL THE PARTITIONS ACCORDING TO THE PARTITION SPACING SHOWN AND THEN INSTALL THE ALUMINUM DIVIDERS. DIVIDERS ARE ADJUSTABLE ON 1" CENTERS.

MODULAR DRAWER PARTITION AND DIVIDER ARRANGEMENT
LYON LYON WORKSPACE PRODUCTS, INC.
P.O. BOX 671 AURORA, IL 60507
DRAWN BY: RICH
DATE: 3-21-85
REVIS
5160-DA