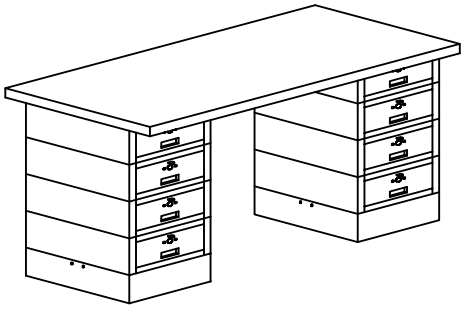
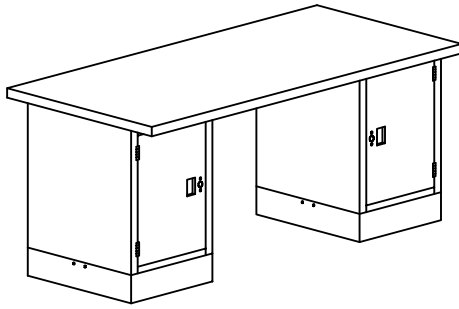


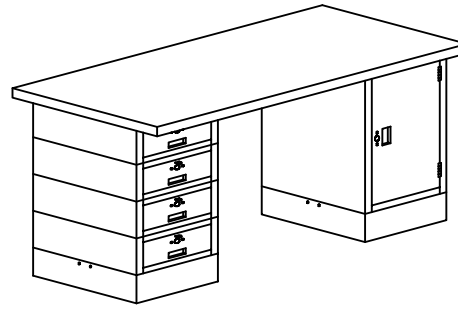
TOPS - STEEL, WOOD, PRESSED WOOD OVER STEEL OR WOOD



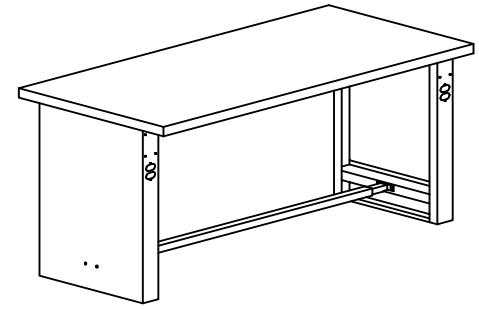
BENCHES NO. 2932,2934,2938,2940,2944,2946,2950 AND 2952



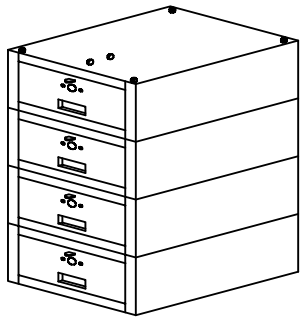
BENCHES NO. 2962,2964,2968,2970,2974,2976,2980 AND 2982



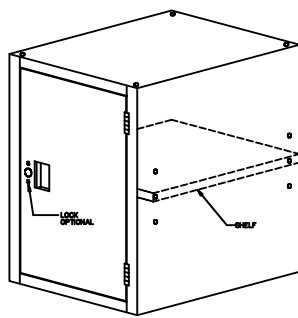
BENCHES NO. 2902,2904,2908,2910,2914,2916,2920 AND 2922



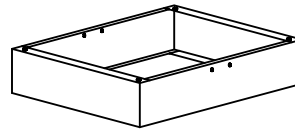
BENCHES NO. 2805-1,2805-2,2805-3 AND 2805-4 ETC.
(OTHER BENCH CONFIGURATIONS AVAILABLE BUT NOT SHOWN)




FOUR NO. 2788 BENCH DRAWERS



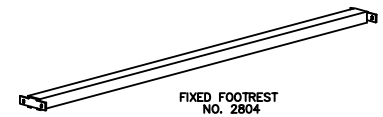
CABINET NO. 2991
ILLUSTRATION SHOWS CABINET
FOR USE ON RIGHT HAND SIDE. FOR LEFT HAND SIDE,
INVERT CABINET AND SHELF.



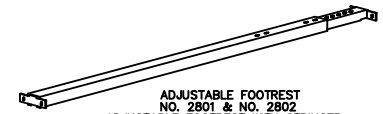
BASE NO. 2994



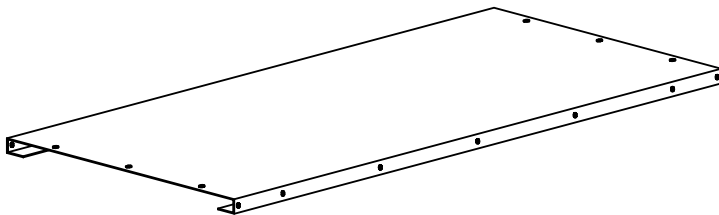
PANEL LEG
NO. 2800



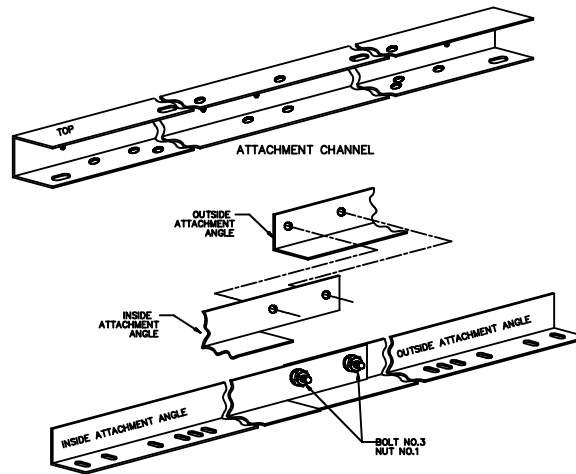
FIXED FOOTREST
NO. 2804



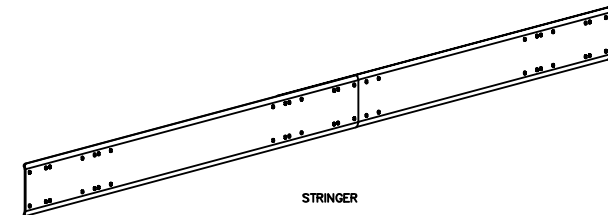
ADJUSTABLE FOOTREST
NO. 2801 & NO. 2802
ADJUSTABLE FOOTREST WITH STRINGER
NO. 2803



BENCH TOP
STEEL OR PRESSED WOOD OVER STEEL



ATTACHMENT ANGLE ASSEMBLY
(FOR MODULAR UNITS ONLY)



STRINGER

ASSEMBLY INSTRUCTIONS
FOR LYON
MODULAR TYPE BENCHES

LYON LYON WORKSPACE PRODUCTS, INC.
P.O. BOX 671, ALBUQUERQUE, N.M. 87107

REVISED 8/80 DRAWN BY BOB BELLER DATE DRAWN JULY 3, 1988

9206-AA

