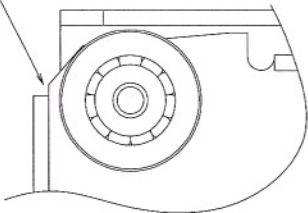
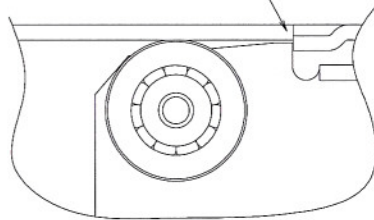


GUIDE-CARRIER
INBOUND STOP



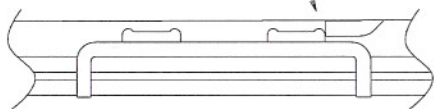
DETAIL A

GUIDE-CARRIER
OUTBOUND STOP



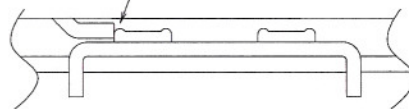
DETAIL C

CARRIER-DRAWER
INBOUND STOP

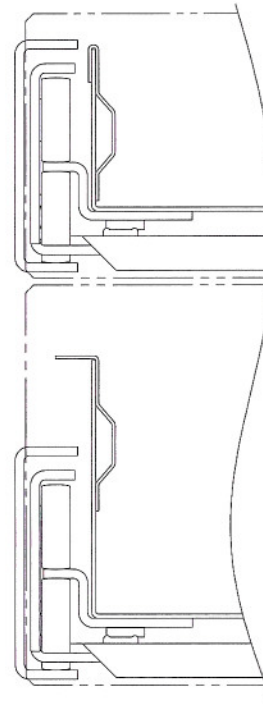


DETAIL B

CARRIER-DRAWER
OUTBOUND STOP



DETAIL D



SECTION E-E

▲	REVISED FOR NEW SUSPENSION	0532	07-30-01	RE
▲	REL FOR USE	0367	01-28-99	RE
SYM	REVISION	ECN	DATE	BY

NOTES:

- 1) ALL DIMENSIONS ARE INCHES
- 2) TOLERANCES (UNLESS OTHERWISE NOTED)
 DECIMAL: .XX = ±.03
 .XXX = ±.015
 ANGULAR: = ±1°

MATERIAL
SEE DRAWING

RAW P/N	WEIGHT(LB)	FINISH:
---	---	---
DATE	DRAWN BY	CHECKED BY
09-22-99	RE	DV

LYON LYON METAL PRODUCTS
 PO BOX 671 AURORA, IL 61507
 (800) 323-0082 FAX: (800) 367-6681

DESCRIPTION
MDCII CABINET SUSPENSION DETAILS

SHEET	DWG NUMBER	REV
	SS0519	2

NOTICE: THIS IS A CONFIDENTIAL DISCLOSURE LOANED BY STOWARE SYSTEMS FOR REFERENCE PURPOSES ONLY