


Organized Storage

Designed for Efficiency, Engineered for Strength!

Customizing the Right Storage Solution - Contact us with your special requirements; Lyon's engineering and manufacturing departments will develop a unique modular drawer cabinet to fit your special application.



Why Choose Lyon Modular Drawer Cabinets...

...to provide you with the highest density storage solution for small to midsize products, while reducing your storage footprint by as much as 50%.

Performance

The Lyon drawer suspension features the highest quality glides resulting in the "smoothest", most reliable operating drawers in the industry, empty and fully loaded.

Accessibility

Full extension drawers provide 100% visibility to the stored product. Lyon drawers are ergonomically engineered to provide the best possible human reach points.

Efficiency

Drawer interiors can be subdivided into compartments for the storage of parts without cartons. Neat and organized storage improves inventory control.

Security

Choose from many different types of latching systems to provide for the safe secure storage of valuable products.

Modularity

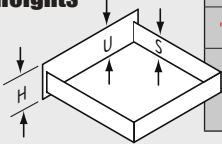
Flexible design based on a "Building-Block" approach. From pre-engineered to custom-built products, Lyon offers an innovative array of easy order options to adapt to your future growth.

NOTE:

With a fully loaded (400 lbs.) drawer capacity, Lyon averaged 8,000 cycles compared to 4,000 competitive cycles before drawer push-pull forces exceeded 50 lbs.


MODULAR DRAWER CABINETS

15 Drawer Heights




Drawer Number	04	05	06	07	08	09	10	11	12	13	14	15	16	17	18
"U" Usable Height	2-1/4"	3"	3-7/8"	4-5/8"	5-3/8"	6-1/4"	7"	7-3/4"	8-1/2"	9-3/8"	10-1/8"	10-7/8"	11-3/4"	12-1/2"	13-1/4"
"S" Side Height	1-7/8"	3"	4-3/8"		6-1/4"										
"H" Front Height	3-1/16"	3-7/8"	4-5/8"	5-7/16"	6-3/16"	7"	7-3/4"	8-9/16"	9-3/8"	10-1/8"	10-7/8"	11-3/4"	12-1/2"	13-5/16"	14-1/16"

6 Housing Heights



5 Housing Footprints

All preconfigured cabinets are 30" wide. If you need additional footprint sizes, please contact your district manager or customer service at 800-323-0082.



PRE-ENGINEERED MODULAR DRAWER CABINET (MDC) ORDERING GUIDE

Lyon's hand picked Pre-Engineered Modular Drawer 30" Wide Standard Cabinets meet the most popular workspace requirements. To complete an item number, follow the steps and see example below:

Step 1

Choose from 6 housing heights: Desk, Table, Bench, Mid-Range, Counter, or Eye-level on pages 3-11.

Step 2

Choose housing and drawer colors from the 49 cabinet/drawer-door color combinations below

2a. Enter the **LETTER** designation for the **HOUSING** color

2b. Enter the **LETTER** designation for the **DRAWER** color

Step 3

Choose drawer access requirements

Enter **S** for **SINGLE** drawer access (**SDA**)

Enter **M** for **MULTIPLE** drawer access (**MDA**)

Enter **N** for **No SDA or MDA** drawer access

Step 4

Choose layout kit installation

Enter **I** for **INSTALLED KIT**

Enter **K** for **KITTED KITS**

Enter **0** for **NO KITS**

Step 5

Choose locking requirements

Enter **N** for **NO LOCKING SYSTEM**

Enter **L** for **STANDARD LOCKING SYSTEM**

Enter **1, 2, 3, 4 or 5** for **KEYED ALIKE LOCKING SYSTEM LOCKS**

Example

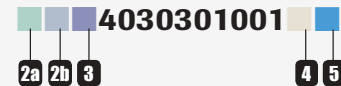
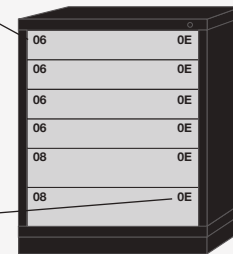
The catalog number for the pre-engineered cabinet shown in the illustration below is a Mid-Range 37-3/16"h Cabinet with 6 drawers and 144 compartments from page 6 featuring Vulcan Black housing with Dove Gray drawers, single drawer access, 1 keyed alike locking system and layout kits installed would be: **KDS40303010011**

Drawer Number

designated in the chart at the bottom of this page.

Layout Kit Numbers

designates the drawer interior configuration which can be found on pages 12 & 13.



Color Selection

A	B	D	H	J	K	P
Ash	Wedgewood Blue	Dove Gray	Red Baron	Hunter Green	Vulcan Black	Putty

Drawer Number	04	05	06	07	08	09	10	11	12	13	14	15	16	17	18
Usable Height	2-1/4"	3"	3-7/8"	4-5/8"	5-3/8"	6-1/4"	7"	7-3/4"	8-1/2"	9-3/8"	10-1/8"	10-7/8"	11-3/4"	12-1/2"	13-1/4"
Side Height	1-7/8"		3"		4-3/8"			6-1/4"							

MDC

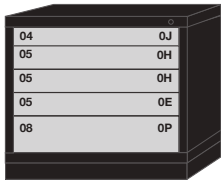
Modular Drawer Cabinets

All Pre-Engineered Modular Drawer 30" Wide Standard Cabinets on this page feature:

- Fork Lift Base

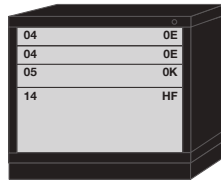
Compartment quantities under each cabinet is based on choosing the layout kit option as noted in step 4 on page 2. Standard cabinet layout kits can be found pages 12 and 13.

DESK HEIGHT – 26-7/8" H x 28-1/4" D



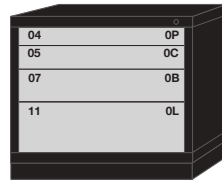
5 drawers with
144 compartments

■ ■ ■ ■ ■ **27303000B** ■ ■ ■ ■ ■



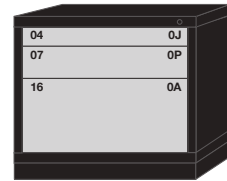
4 drawers with
70 compartments

■ ■ ■ ■ ■ **2730301004** ■ ■ ■ ■ ■



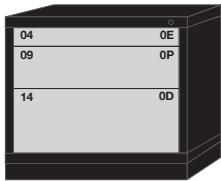
4 drawers with
41 compartments

■ ■ ■ ■ ■ **2730301001** ■ ■ ■ ■ ■



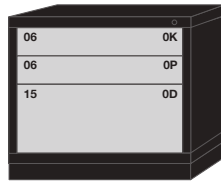
3 drawers with
50 compartments

■ ■ ■ ■ ■ **27303000A** ■ ■ ■ ■ ■



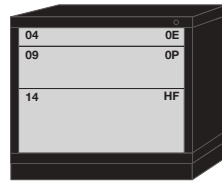
3 drawers with
48 compartments

■ ■ ■ ■ ■ **2730301007** ■ ■ ■ ■ ■



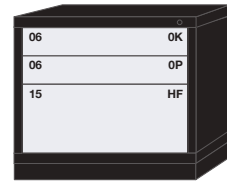
3 drawers with
44 compartments

■ ■ ■ ■ ■ **2730301008** ■ ■ ■ ■ ■



3 drawers with
42 compartments

■ ■ ■ ■ ■ **2730301005** ■ ■ ■ ■ ■



3 drawers with
38 compartments

■ ■ ■ ■ ■ **2730301006** ■ ■ ■ ■ ■

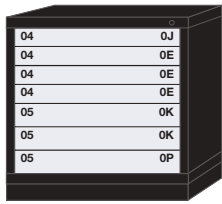
Drawer Number	04	05	06	07	08	09	10	11	12	13	14	15	16	17	18
Usable Height	2-1/4"	3"	3-7/8"	4-5/8"	5-3/8"	6-1/4"	7"	7-3/4"	8-1/2"	9-3/8"	10-1/8"	10-7/8"	11-3/4"	12-1/2"	13-1/4"
Side Height	1-7/8"		3"		4-3/8"			6-1/4"							

MDC

Modular Drawer Cabinets

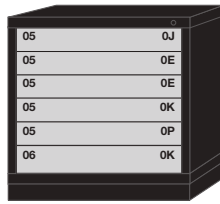
All Pre-Engineered Modular Drawer 30" Wide Standard Cabinets on this page feature:
 • Fork Lift Base
 Compartment quantities under each cabinet is based on choosing the layout kit option as noted in step 4 on page 2. Standard cabinet layout kits can be found pages 12 and 13.

TABLE HEIGHT – 30-1/8" H x 28-1/4" D



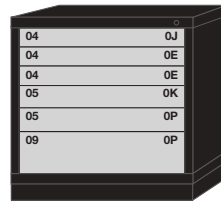
7 drawers with 160 compartments

313030000A



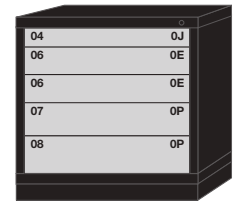
6 drawers with 136 compartments

3130301014



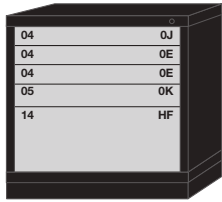
6 drawers with 132 compartments

3130301010



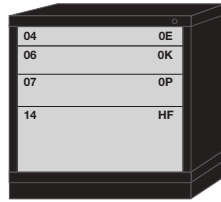
5 drawers with 112 compartments

313030000B



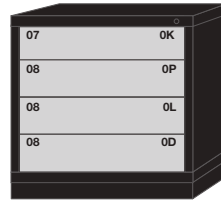
5 drawers with 108 compartments

3130301011



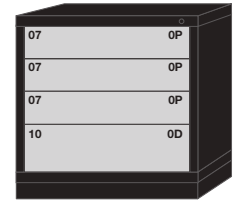
4 drawers with 68 compartments

3130301001



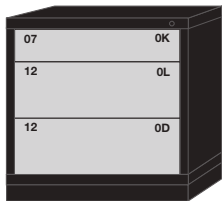
4 drawers with 56 compartments

3130301002



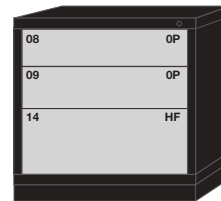
4 drawers with 56 compartments

3130301012



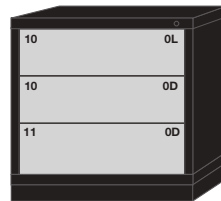
3 drawers with 40 compartments

3130301003



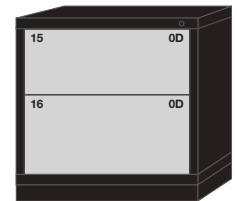
3 drawers with 40 compartments

3130301013



3 drawers with 28 compartments

3130301004



2 drawers with 16 compartments

3130301005

Drawer Number	04	05	06	07	08	09	10	11	12	13	14	15	16	17	18
Usable Height	2-1/4"	3"	3-7/8"	4-5/8"	5-3/8"	6-1/4"	7"	7-3/4"	8-1/2"	9-3/8"	10-1/8"	10-7/8"	11-3/4"	12-1/2"	13-1/4"
Side Height	1-7/8"		3"		4-3/8"			6-1/4"							

MDC

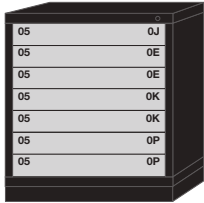
Modular Drawer Cabinets

All Pre-Engineered Modular Drawer 30" Wide Standard Cabinets on this page feature:

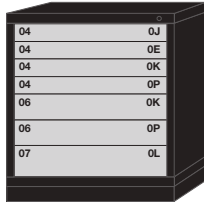
- Fork Lift Base

Compartment quantities under each cabinet is based on choosing the layout kit option as noted in step 4 on page 2. Standard cabinet layout kits can be found pages 12 and 13.

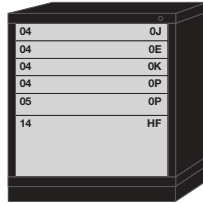
BENCH HEIGHT - 33-1/4" H x 28-1/4" D



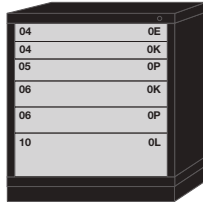
7 drawers with 152 compartments



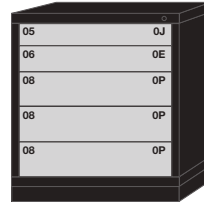
7 drawers with 140 compartments



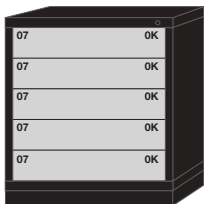
6 drawers with 110 compartments



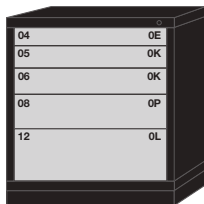

6 drawers with 108 compartments



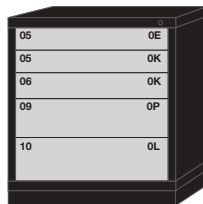
5 drawers with 104 compartments



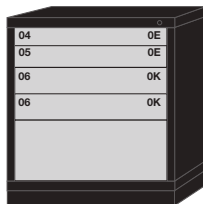
5 drawers with 100 compartments



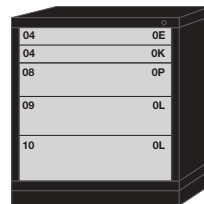
5 drawers with 92 compartments



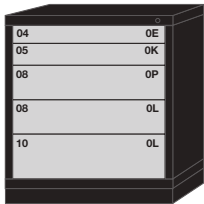
5 drawers with 92 compartments



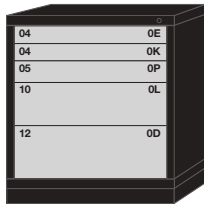
5 drawers with 90 compartments



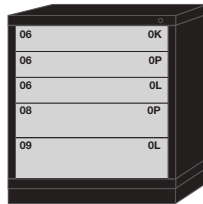
5 drawers with 84 compartments



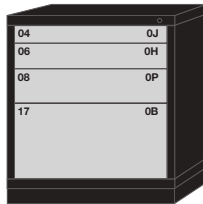
5 drawers with 84 compartments



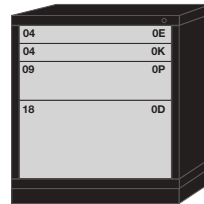
5 drawers with 80 compartments



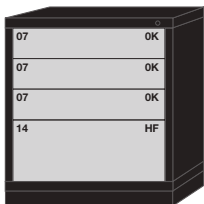
5 drawers with 76 compartments



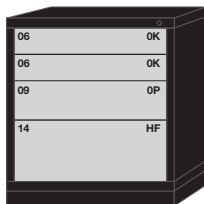
4 drawers with 88 compartments



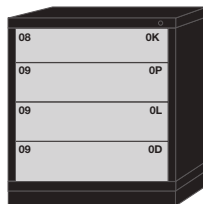
4 drawers with 68 compartments



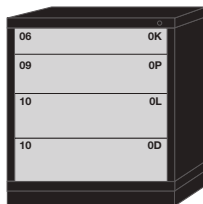
4 drawers with 62 compartments



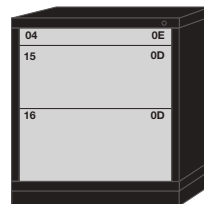
4 drawers with 58 compartments



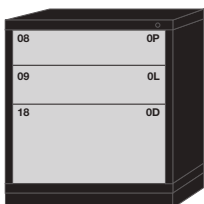
4 drawers with 56 compartments



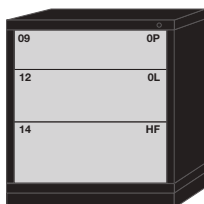
4 drawers with 56 compartments



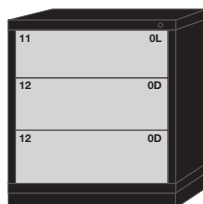
3 drawers with 40 compartments



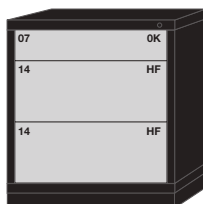
3 drawers with 36 compartments



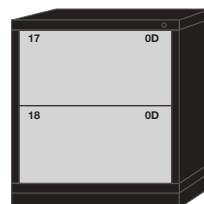
3 drawers with 36 compartments



3 drawers with 28 compartments



3 drawers with 24 compartments



2 drawers with 16 compartments



Drawer Number	Usable Height	Side Height
04	2-1/4"	1-7/8"
05	3"	
06	3-7/8"	3"
07	4-5/8"	
08	5-3/8"	4-5/8"
09	6-1/4"	
10	7"	6-1/4"
11	7-3/4"	
12	8-1/2"	
13	9-3/8"	
14	10-1/8"	
15	10-7/8"	
16	11-3/4"	
17	12-1/2"	
18	13-1/4"	

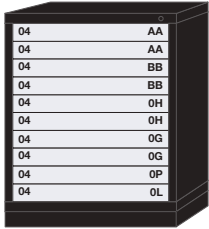


MDC

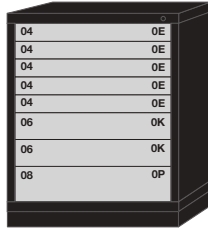
Modular Drawer Cabinets

All Pre-Engineered Modular Drawer 30" Wide Standard Cabinets on this page feature:
 • Fork Lift Base
 Compartment quantities under each cabinet is based on choosing the layout kit option as noted in step 4 on page 2. Standard cabinet layout kits can be found pages 12 and 13.

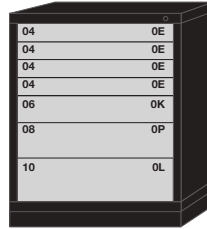
MID-RANGE – 37-3/16" H x 28-1/4" D



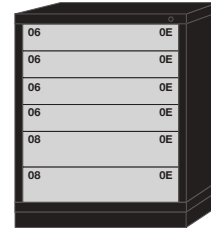
10 drawers with 342 compartments
 ■■■ 4030301010 ■■■



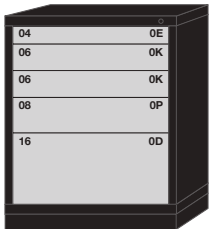
8 drawers with 176 compartments
 ■■■ 403030000A ■■■



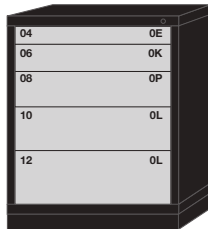
7 drawers with 144 compartments
 ■■■ 4030301007 ■■■



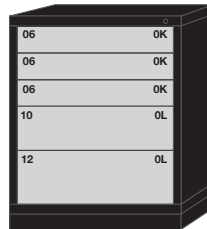
6 drawers with 144 compartments
 ■■■ 4030301001 ■■■



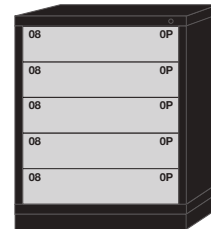
5 drawers with 88 compartments
 ■■■ 4030301003 ■■■



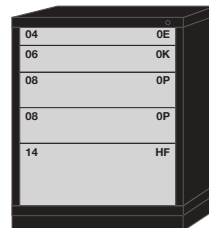
5 drawers with 84 compartments
 ■■■ 4030301011 ■■■



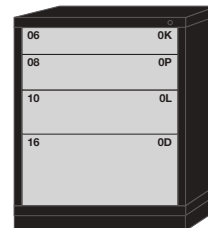
5 drawers with 84 compartments
 ■■■ 4030301012 ■■■



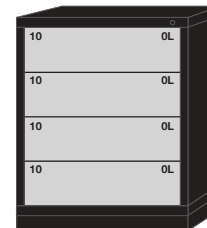
5 drawers with 80 compartments
 ■■■ 4030301002 ■■■



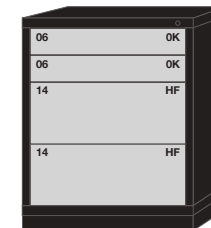
5 drawers with 78 compartments
 ■■■ 4030301013 ■■■



4 drawers with 56 compartments
 ■■■ 4030301005 ■■■



4 drawers with 48 compartments
 ■■■ 4030301004 ■■■



4 drawers with 44 compartments
 ■■■ 4030301014 ■■■

Drawer Number	04	05	06	07	08	09	10	11	12	13	14	15	16	17	18
Usable Height	2-1/4"	3"	3-7/8"	4-5/8"	5-3/8"	6-1/4"	7"	7-3/4"	8-1/2"	9-3/8"	10-1/8"	10-7/8"	11-3/4"	12-1/2"	13-1/4"
Side Height	1-7/8"		3"		4-3/8"			6-1/4"							

MDC


Modular Drawer Cabinets

All Pre-Engineered Modular Drawer 30" Wide Standard Cabinets on this page feature:

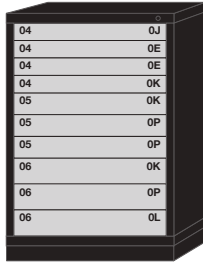
- Fork Lift Base

Compartment quantities under each cabinet is based on choosing the layout kit option as noted in step 4 on page 2. Standard cabinet layout kits can be found pages 12 and 13.

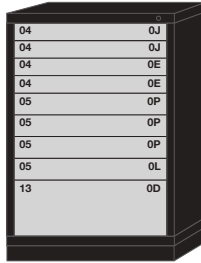
COUNTER – 44-1/4" H x 28-1/4" D



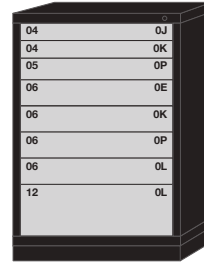
11 drawers with 248 compartments
■ ■ ■ **4930301001** ■ ■ ■



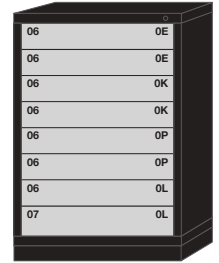
10 drawers with 200 compartments
■ ■ ■ **4930301002** ■ ■ ■




9 drawers with 180 compartments
■ ■ ■ **493030000B** ■ ■ ■



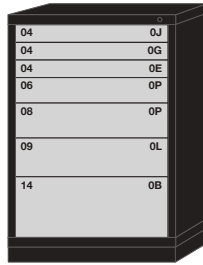
8 drawers with 152 compartments
■ ■ ■ **4930301005** ■ ■ ■




8 drawers with 144 compartments
■ ■ ■ **4930301004** ■ ■ ■



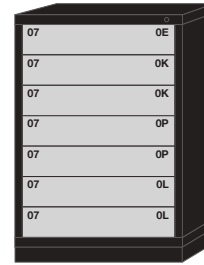
7 drawers with 137 compartments
■ ■ ■ **493030000D** ■ ■ ■




7 drawers with 129 compartments
■ ■ ■ **493030000E** ■ ■ ■



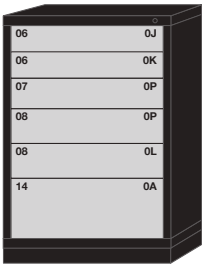
7 drawers with 120 compartments
■ ■ ■ **493030000F** ■ ■ ■




7 drawers with 120 compartments
■ ■ ■ **4930301006** ■ ■ ■



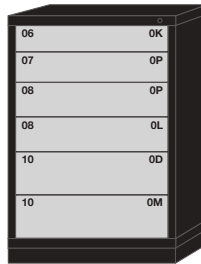
7 drawers with 114 compartments
■ ■ ■ **4930301018** ■ ■ ■




6 drawers with 98 compartments
■ ■ ■ **4930301012** ■ ■ ■



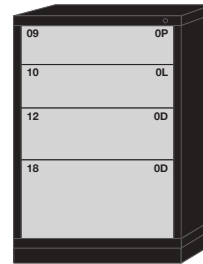
6 drawers with 84 compartments
■ ■ ■ **4930301008** ■ ■ ■



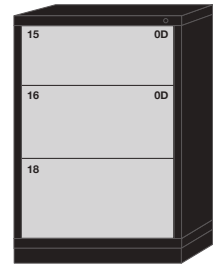
6 drawers with 78 compartments
■ ■ ■ **493030000C** ■ ■ ■



5 drawers with 64 compartments
■ ■ ■ **4930301019** ■ ■ ■



4 drawers with 44 compartments
■ ■ ■ **4930301009** ■ ■ ■



3 drawers with 17 compartments
■ ■ ■ **4930301027** ■ ■ ■

Drawer Number	04	05	06	07	08	09	10	11	12	13	14	15	16	17	18
Usable Height	2-1/4"	3"	3-7/8"	4-5/8"	5-3/8"	6-1/4"	7"	7-3/4"	8-1/2"	9-3/8"	10-1/8"	10-7/8"	11-3/4"	12-1/2"	13-1/4"
Side Height	1-7/8"		3"		4-3/8"			6-1/4"							



MDC


Modular Drawer Cabinets

All Pre-Engineered Modular Drawer 30" Wide Standard Cabinets on this page feature:

- Fork Lift Base

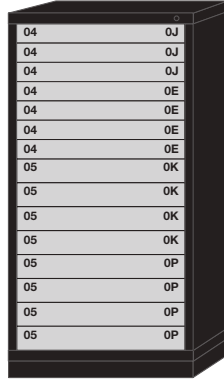
Compartment quantities under each cabinet is based on choosing the layout kit option as noted in step 4 on page 2. Standard cabinet layout kits can be found pages 12 and 13.

EYE-LEVEL – 59-1/4" H x 28-1/4" D



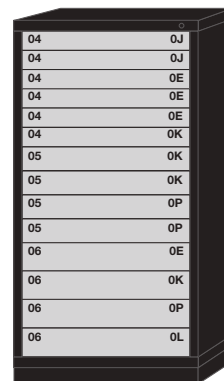
17 drawers with 591 compartments

683030000A



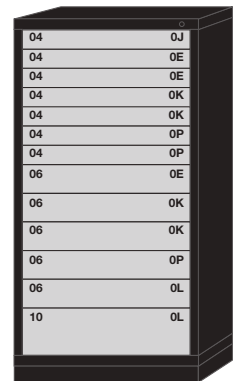
15 drawers with 336 compartments

6830301001



14 drawers with 300 compartments

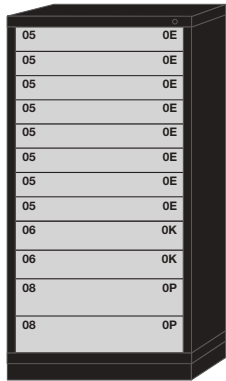
6830301002



13 drawers with 256 compartments

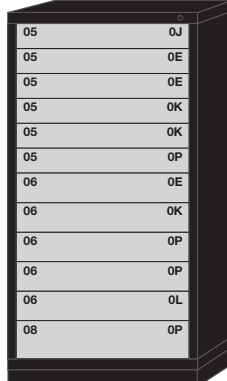
6830301003

Drawer Number	Usable Height	Side Height
04	2-1/4"	1-7/8"
05	3"	
06	3-7/8"	3"
07	4-5/8"	
08	5-3/8"	4-5/8"
09	6-1/4"	
10	7"	6-1/4"
11	7-3/4"	
12	8-1/2"	
13	9-3/8"	
14	10-1/8"	
15	10-7/8"	
16	11-3/4"	
17	12-1/2"	
18	13-1/4"	



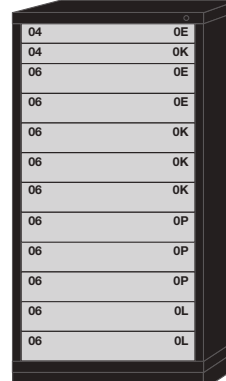
12 drawers with 264 compartments

6830301024




12 drawers with 240 compartments

6830301005



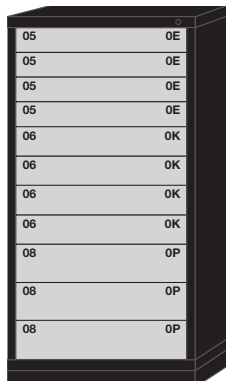
12 drawers with 224 compartments

6830301004




11 drawers with 269 compartments

683030000F



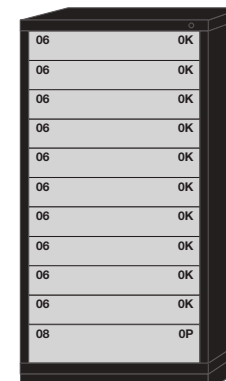
11 drawers with 224 compartments

6830301026



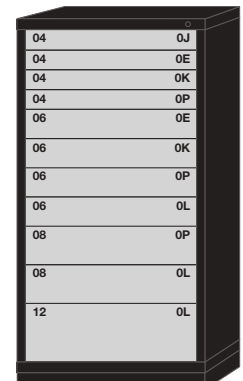
11 drawers with 222 compartments

683030000B



11 drawers with 216 compartments

6830301025



11 drawers with 204 compartments

6830301008

MDC

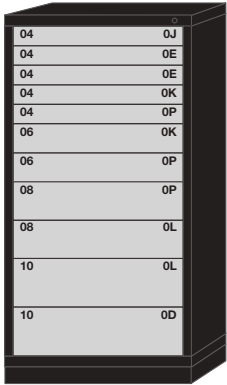
Modular Drawer Cabinets

All Pre-Engineered Modular Drawer 30" Wide Standard Cabinets on this page feature:

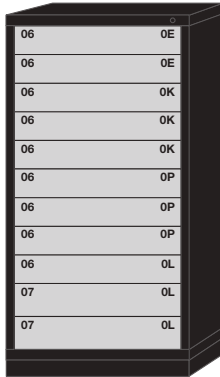
- Fork Lift Base

Compartment quantities under each cabinet is based on choosing the layout kit option as noted in step 4 on page 2. Standard cabinet layout kits can be found pages 12 and 13.

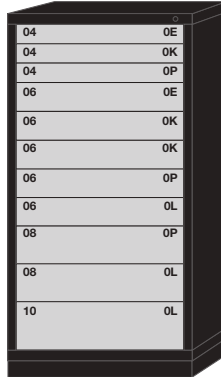
EYE-LEVEL – 59-1/4" H x 28-1/4" D




11 drawers with 200 compartments
6830301007



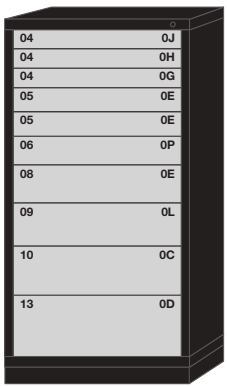
11 drawers with 192 compartments
6830301006



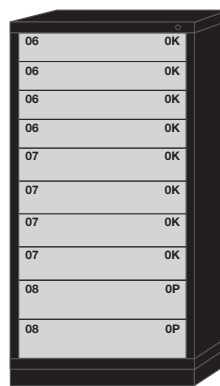
11 drawers with 192 compartments
6830301019



10 drawers with 228 compartments
683030000K



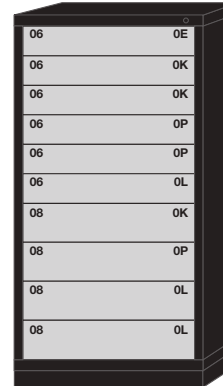
10 drawers with 210 compartments
683030000H



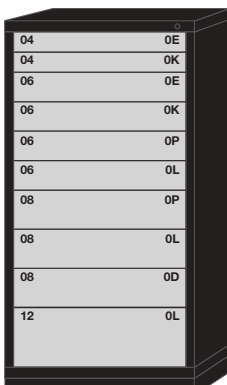
10 drawers with 192 compartments
6830301027



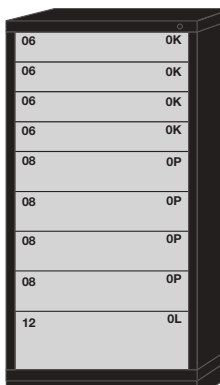
10 drawers with 180 compartments
683030000C



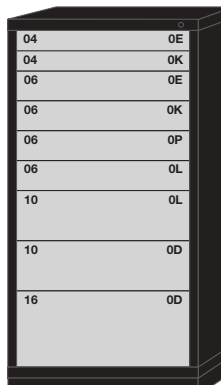
10 drawers with 168 compartments
6830301009



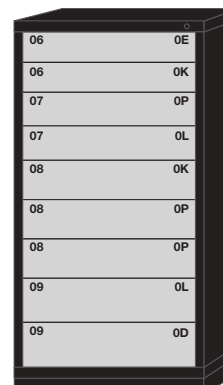
10 drawers with 164 compartments
6830301010



9 drawers with 156 compartments
6830301028



9 drawers with 144 compartments
6830301013



9 drawers with 144 compartments
6830301011

Drawer Number	Usable Height	Side Height
04	2-1/4"	1-7/8"
05	3"	3"
06	3-7/8"	
07	4-5/8"	4-5/8"
08	5-3/8"	
09	6-1/4"	6-1/4"
10	7"	
11	7-3/4"	
12	8-1/2"	
13	9-3/8"	
14	10-1/8"	
15	10-7/8"	
16	11-3/4"	
17	12-1/2"	
18	13-1/4"	



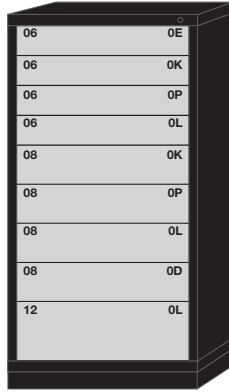
MDC

Modular Drawer Cabinets


All Pre-Engineered Modular Drawer 30" Wide Standard Cabinets on this page feature:
 • Fork Lift Base
 Compartment quantities under each cabinet is based on choosing the layout kit option as noted in step 4 on page 2. Standard cabinet layout kits can be found pages 12 and 13.

EYE-LEVEL – 59-1/4" H x 28-1/4" D

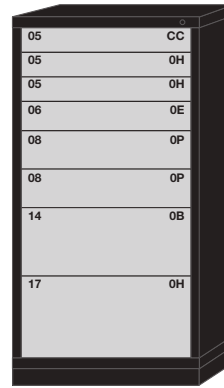
Drawer Number	Usable Height	Side Height
04	2-1/4"	1-7/8"
05	3"	
06	3-7/8"	3"
07	4-5/8"	
08	5-3/8"	4-5/8"
09	6-1/4"	
10	7"	6-1/4"
11	7-3/4"	
12	8-1/2"	
13	9-3/8"	
14	10-1/8"	
15	10-7/8"	
16	11-3/4"	
17	12-1/2"	
18	13-1/4"	



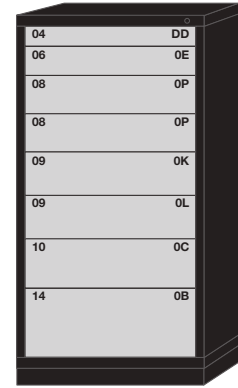
9 drawers with 140 compartments
 ■■■ 6830301012 ■■■




9 drawers with 128 compartments
 ■■■ 6830301029 ■■■




8 drawers with 184 compartments
 ■■■ 68303000D ■■■



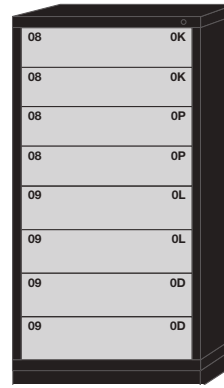
8 drawers with 181 compartments
 ■■■ 683030000E ■■■



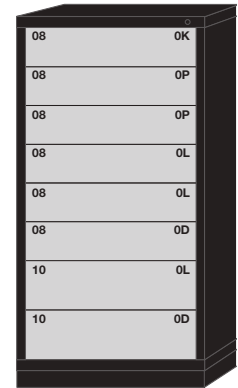
8 drawers with 120 compartments
 ■■■ 6830301031 ■■■



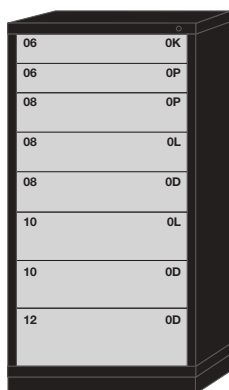
8 drawers with 116 compartments
 ■■■ 683030303 ■■■




8 drawers with 112 compartments
 ■■■ 6830301030 ■■■



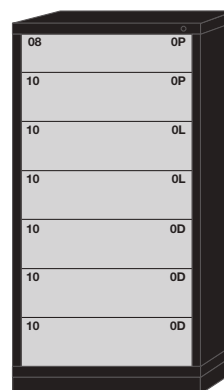
8 drawers with 104 compartments
 ■■■ 6830301014 ■■■




8 drawers with 100 compartments
 ■■■ 6830301032 ■■■



7 drawers with 96 compartments
 ■■■ 6830301034 ■■■



7 drawers with 80 compartments
 ■■■ 6830301015 ■■■



7 drawers with 77 compartments
 ■■■ 683030000G ■■■

MDC

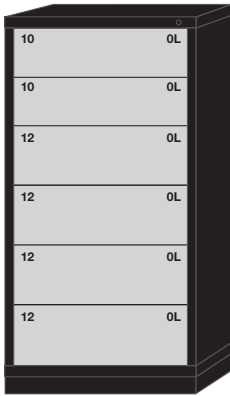
Modular Drawer Cabinets

All Pre-Engineered Modular Drawer 30" Wide Standard Cabinets on this page feature:

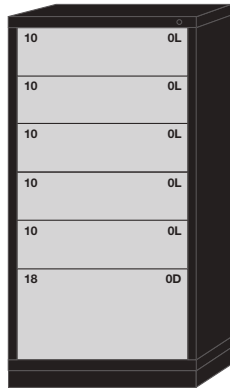
- Fork Lift Base

Compartment quantities under each cabinet is based on choosing the layout kit option as noted in step 4 on page 2. Standard cabinet layout kits can be found pages 12 and 13.


EYE-LEVEL – 59-1/4" H x 28-1/4" D



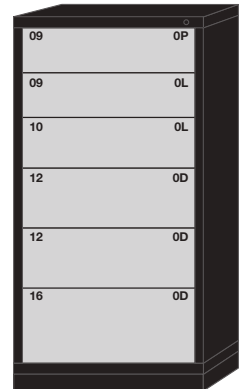
6 drawers with 72 compartments
■ ■ **6830301035** ■



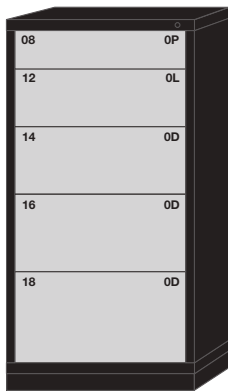
6 drawers with 68 compartments
■ ■ ■ **6830301037** ■




6 drawers with 64 compartments
■ ■ ■ **6830301036** ■




6 drawers with 64 compartments
■ ■ ■ **6830301016** ■



5 drawers with 52 compartments
■ ■ ■ **6830301038** ■



5 drawers with 37 compartments
■ ■ ■ **6830301017** ■



4 drawers with 29 compartments
■ ■ ■ **6830301018** ■

Drawer Number	04	05	06	07	08	09	10	11	12	13	14	15	16	17	18
Usable Height	2-1/4"	3"	3-7/8"	4-5/8"	5-3/8"	6-1/4"	7"	7-3/4"	8-1/2"	9-3/8"	10-1/8"	10-7/8"	11-3/4"	12-1/2"	13-1/4"
Side Height	1-7/8"		3"		4-3/8"			6-1/4"							



MDC

Modular Drawer Cabinets

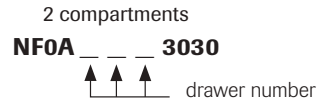
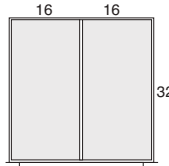
Standard Width
Layout Kits

How to Order:

Complete the part number with one of the following drawer numbers:

- 045** for 04 & 05
- 067** for 06 & 07
- 089** for 08 & 09
- 100** for 10+

Example:



The prefix NF has been added to each Layout Kit part number

The catalog number for the pre-engineered layout kit for a 04 and 05 drawer number with 2 compartments is:

NFOA0453030

Usable Height


Use the chart below to identify "Usable Height" dimensions for the specific drawer numbers.

Drawer Number	04	05	06	07	08	09	10	11	12	13	14	15	16	17	18
Usable Height	2-1/4"	3"	3-7/8"	4-5/8"	5-3/8"	6-1/4"	7"	7-3/4"	8-1/2"	9-3/8"	10-1/8"	10-7/8"	11-3/4"	12-1/2"	13-1/4"
Side Height	1-7/8"		3"		4-3/8"			6-1/4"							

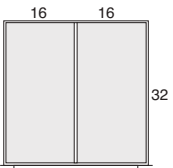
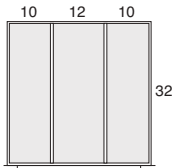
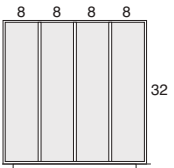
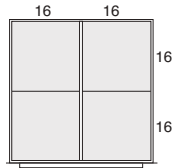
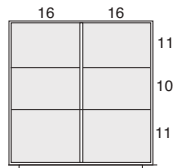
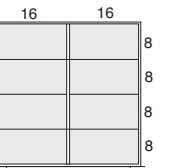
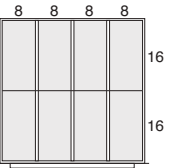
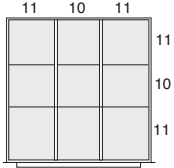
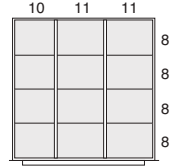
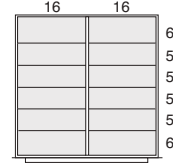
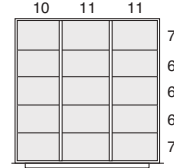
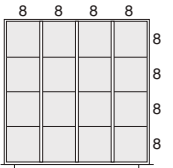
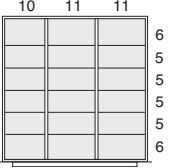
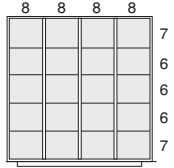
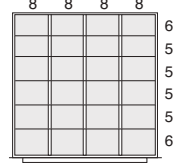
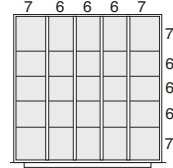
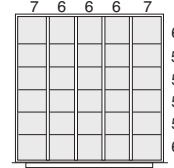
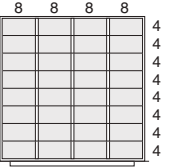
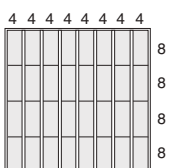
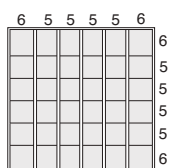
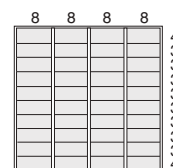
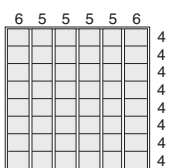

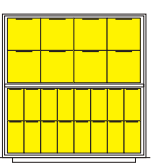
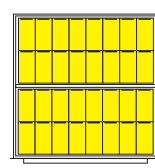



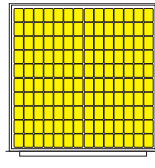

Compartment Size

The chart below identifies individual compartment sizes found in the layout kit illustrations.

Compartment Size	3	4	5	6	7	8	9	10	11	12	13	14	15	16	17
Dimension	1-7/8"	2-11/16"	3-1/2"	4-1/4"	5-1/16"	5-7/8"	6-11/16"	7-1/2"	8-1/4"	9-1/16"	9-7/8"	10-11/16"	11-1/2"	12-1/4"	13-1/16"
Compartment Size	18	19	20	21	22	23	24	25	26	27	28	29	30	31	32
Dimension	13-7/8"	14-11/16"	15-1/2"	16-1/4"	17-1/16"	17-7/8"	18-11/16"	19-1/2"	20-1/4"	21-1/16"	21-7/8"	22-11/16"	23-7/16"	24-1/4"	25-1/16"

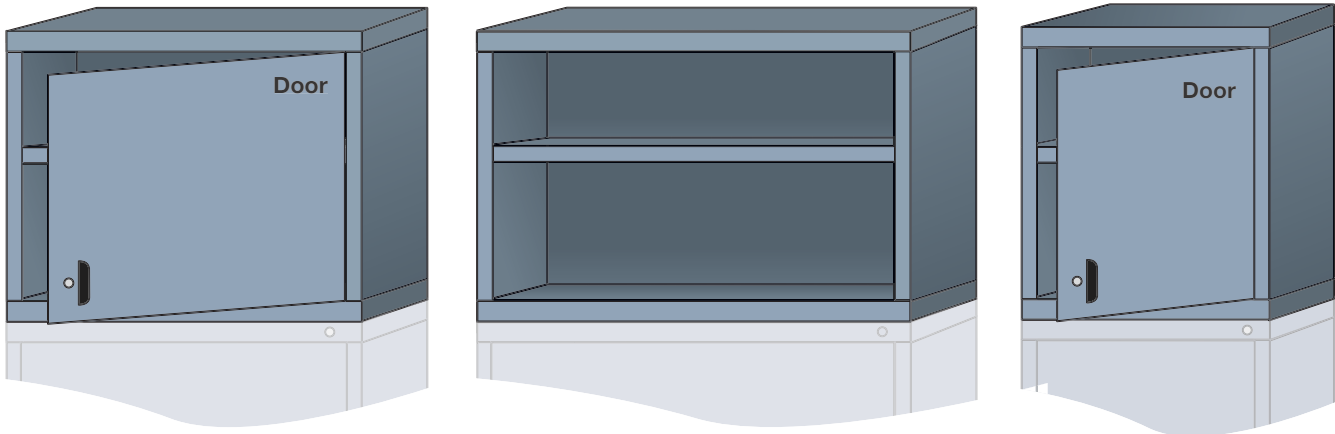


For the; usable drawer height dimensions, drawer and housing heights, housing footprints and ordering guide see pages 1 and 2.
 The prefix NF has been added to each Layout Kit part number.

 <p>2 compartments NFOA ___ 3030</p>	 <p>3 compartments NFAB ___ 3030</p>	 <p>4 compartments NFAC ___ 3030</p>	 <p>4 compartments NFOB ___ 3030</p>	 <p>6 compartments NFOM ___ 3030</p>	 <p>8 compartments NFOD ___ 3030</p>
 <p>8 compartments NFHH ___ 3030</p>	 <p>9 compartments NFOC ___ 3030</p>	 <p>12 compartments NFOL ___ 3030</p>	 <p>12 compartments NFOR ___ 3030</p>	 <p>15 compartments NFAG ___ 3030</p>	 <p>16 compartments NFOP ___ 3030</p>
 <p>18 compartments NFAH ___ 3030</p>	 <p>20 compartments NFOK ___ 3030</p>	 <p>24 compartments NFOE ___ 3030</p>	 <p>25 compartments NFOG ___ 3030</p>	 <p>30 compartments NFAF ___ 3030</p>	 <p>32 compartments NFAJ ___ 3030</p>
 <p>32 compartments NFOJ ___ 3030</p>	 <p>36 compartments NFOH ___ 3030</p>	 <p>40 compartments NFMM ___ 3030</p>	 <p>48 compartments NFTT ___ 3030</p>		
 <p>16 plastic bins 6"w x 6"d & partition NFCC0453030 40 & 50 NFCC0673030 60 & 70</p>	 <p>24 plastic bins 3"w x 6"d 6"w x 6"d & partition NFBC0453030 40 & 50 NFBC0673030 60 & 70</p>	 <p>32 plastic bins 3"w x 6"d & partition NFBB0453030 40 & 50 NFBB0673030 60 & 70</p>	 <p>48 plastic bins 3"w x 3"d 3"w x 3"d & partition NFBA0453030 40 & 50 NFBA0673030 60 & 70</p>		
 <p>64 plastic bins 3"w x 3"d & partition NFAA0453030 40 & 50 NFAA0673030 60 & 70</p>	 <p>80 compartments 2-1/2"w x 1-7/8"d 4 quarter trays NFDD0453030 40 & 50</p>	 <p>140 compartments 1-3/16"w x 1-7/8"d 4 quarter trays NFEE0453030 40 & 50</p>	 <p>2 Hanging File Frames NHFH1003030 140+</p>		



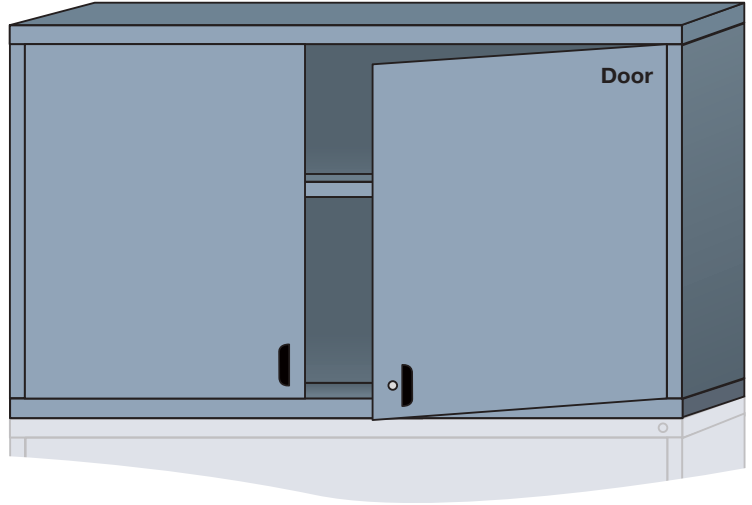
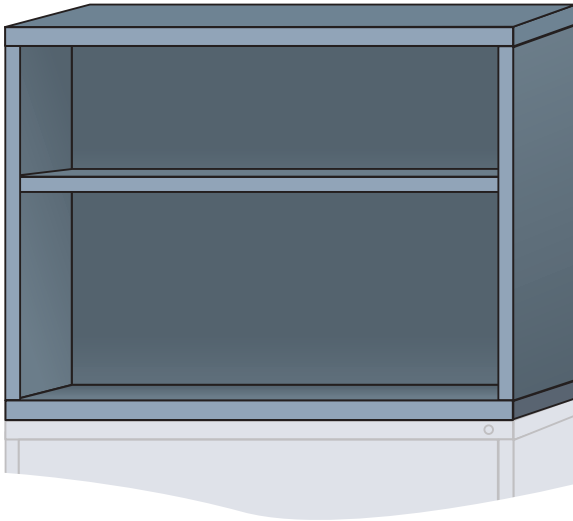
OVERHEAD UNITS



- Provides additional bulk storage above cabinets
- Flat bottom attaches directly to cabinet top below (no drilling—fasteners supplied)
- Door locks are keyed-alike to cabinet below if ordered together
- Shipped pre-assembled to lower cabinet if ordered together
- *Specify color (add the two (2) letter digit as a prefix to the part number from step 1 on page 2)*
- *Determine locking system. Use either; N for No locking system, L for standard locking system. Add the locking system digit as a suffix to the part number*

	Slender (22-13/16" Wide)	Standard (30" Wide)	Medium (36-3/8" Wide)
24-7/8" Height	Base shelf and adjustable shelf without base channels ■ ■ N27223010500N	Base shelf and adjustable shelf without base channels ■ ■ N27303010500N	Base shelf and adjustable shelf without base channels ■ ■ N27363010500N
28" Height	Base shelf and adjustable shelf behind lockable swing door without base channels ■ ■ N27223010550_	Base shelf and adjustable shelf behind lockable swing door without base channels ■ ■ N27303010550_	Base shelf and adjustable shelf behind lockable swing door without base channels ■ ■ N27363010550_
31-1/8" Height	Base shelf and adjustable shelf without base channels ■ ■ N31223010500N	Base shelf and adjustable shelf without base channels ■ ■ N31303010500N	Base shelf and adjustable shelf without base channels ■ ■ N31363010500N
	Base shelf and adjustable shelf behind lockable swing door without base channels ■ ■ N31223010550_	Base shelf and adjustable shelf behind lockable swing door without base channels ■ ■ N31303010550_	Base shelf and adjustable shelf behind lockable swing door without base channels ■ ■ N31363010550_
	Base shelf and adjustable shelf without base channels ■ ■ N35223010500N	Base shelf and adjustable shelf without base channels ■ ■ N35303010500N	Base shelf and adjustable shelf without base channels ■ ■ N35363010500N
	Base shelf and adjustable shelf behind lockable swing door without base channels ■ ■ N35223010550_	Base shelf and adjustable shelf behind lockable swing door without base channels ■ ■ N35303010550_	Base shelf and adjustable shelf behind lockable swing door without base channels ■ ■ N35363010550_

For additional heights,
Contact Customer Service
at 1-800-323-0082



Extra

(44-3/8" Wide)

Base shelf and adjustable shelf without base channels

■ ■ **N27453010500N**

Base shelf and adjustable shelf behind lockable swing doors without base channels

■ ■ **N27453010550_**

Double

(59-5/8" Wide)

Base shelf and adjustable shelf without base channels

■ ■ **N27603010500N**

Base shelf and adjustable shelf behind lockable swing doors without base channels

■ ■ **N27603010550_**

24-7/8"
Height

28"
Height

31-1/8"
Height

Base shelf and adjustable shelf without base channels

■ ■ **N31453010500N**

Base shelf and adjustable shelf behind lockable swing doors without base channels

■ ■ **N31453010550_**

Base shelf and adjustable shelf without base channels

■ ■ **N31603010500N**

Base shelf and adjustable shelf behind lockable swing doors without base channels

■ ■ **N31603010550_**

Base shelf and adjustable shelf without base channels

■ ■ **N35453010500N**

Base shelf and adjustable shelf behind lockable swing door without base channels

■ ■ **N35453010550_**

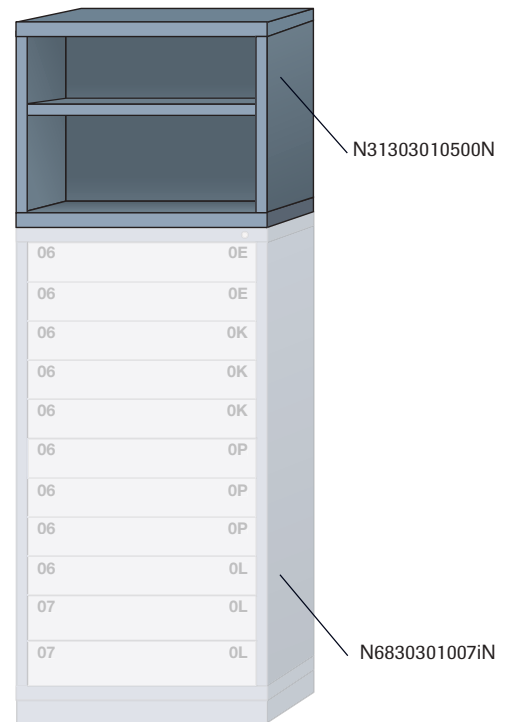
Base shelf and adjustable shelf without base channels

■ ■ **N35603010500N**

Base shelf and adjustable shelf behind lockable swing door without base channels

■ ■ **N35603010550_**

EXAMPLE



Note: Overhead cabinet width must match width of lower cabinet; exception, Double overhead cabinets at 59-5/8" wide can be assembled over two (2) standard cabinets which are 30" wide, keep in mind this installation will produce a 3/8" gap on either side of the overhead unit. Field installation only.




Mobile cabinets provide a workshop on wheels.

- Includes tubular handle and rubber end caps
- Includes (2) fixed and (2) swivel with brake, 6" dia. x 2"w casters (2,800 lb. capacity)
- Drawer units feature single drawer access
- Polyolefin caster tread does not mar floors
- Cabinet ships pre-assembled. Assembly required for casters and handle
- Drawer layout kits include black polyester mesh insert

Drawer Number	04	05	06	07	08	09	10	11	12	13	14	15	16	17	18
Usable Height	2-1/4"	3"	3-7/8"	4-5/8"	5-3/8"	6-1/4"	7"	7-3/4"	8-1/2"	9-3/8"	10-1/8"	10-7/8"	11-3/4"	12-1/2"	13-1/4"
Side Height	1-7/8"		3"		4-3/8"			6-1/4"							

Standard (30" Wide)



4 drawers with 21 compartments
overall height = 35-1/2"

■ ■ **S3130301009** ■ ■



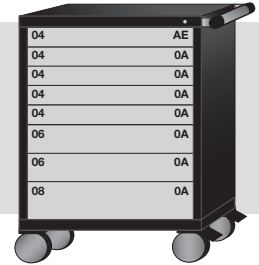
6 drawers with 75 compartments
overall height = 38-5/8"

■ ■ **S3530301019** ■ ■



5 drawers with 92 compartments
overall height = 38-5/8"

■ ■ **S3530301020** ■ ■



8 drawers with 24 compartments
overall height = 42-9/16"

■ ■ **S4030301020** ■ ■

Medium (36-3/8" Wide)



6 drawers with 108 compartments
overall height = 38-5/8"

■ ■ **S3536301021** ■ ■



5 drawers with 104 compartments
overall height = 38-5/8"

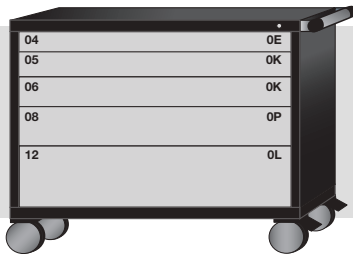
■ ■ **S3536301022** ■ ■



5 drawers with 84 compartments
overall height = 42-9/16"

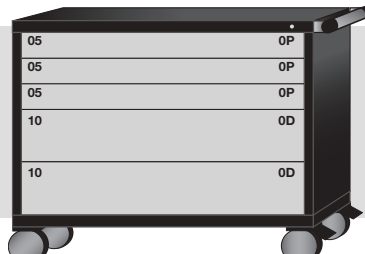
■ ■ **S4036301021** ■ ■

Extra (44-3/8" Wide)




5 drawers with 92 compartments
overall height = 38-5/8"

■ ■ **S3545301020** ■ ■



5 drawers with 64 compartments
overall height = 38-5/8"

■ ■ **S3545301023** ■ ■



8 drawers with 44 compartments
overall height = 42-9/16"

■ ■ **S4045301020** ■ ■

Side-by-side cabinets provide a workshop on wheels.

- Includes tubular handle and rubber end caps
- Includes (2) fixed and (2) swivel w/brake, 6" dia. x 2"w casters (2,800 lb. capacity)
- Polyolefin caster tread does not mar floors
- Drawer units feature single drawer access
- Cabinet and door locks are keyed-alike
- Cabinet ships pre-assembled. Assembly required for casters and handle
- Drawer layout kits include black polyester mesh insert

Drawer Number	04	05	06	07	08	09	10	11	12	13	14	15	16	17	18
Usable Height	2-1/4"	3"	3-7/8"	4-5/8"	5-3/8"	6-1/4"	7"	7-3/4"	8-1/2"	9-3/8"	10-1/8"	10-7/8"	11-3/4"	12-1/2"	13-1/4"
Side Height	1-7/8"		3"		4-3/8"			6-1/4"							

Bench
(39-3/4" High)



6 drawers with 108 compartments
base shelf and adjustable shelf behind lockable swing door

- **S352230W1001** - 45-5/8"w
- **S353030W2001** - 60"w



5 drawers with 104 compartments
base shelf and adjustable shelf behind lockable swing door


- **S352230W1002** - 45-5/8"w
- **S353030W2002** - 60"w



4 drawers with 21 compartments
base shelf and adjustable shelf behind lockable swing door


- **S352230W1003** - 45-5/8"w
- **S353030W2003** - 60"w

Bench
(39-3/4" High)




12 drawers with 216 compartments

- **S352230W1004** - 45-5/8"w
- **S353030W2004** - 60"w



10 drawers with 208 compartments

- **S352230W1005** - 45-5/8"w
- **S353030W2005** - 60"w



8 drawers with 42 compartments

- **S352230W1006** - 45-5/8"w
- **S353030W2006** - 60"w

Mid-Range
(43-3/4" High)



6 drawers with 58 compartments
base shelf and adjustable shelf behind lockable swing door

- **S402230W1001** - 45-5/8"w
- **S403030W2001** - 60"w



5 drawers with 60 compartments
base shelf and adjustable shelf behind lockable swing door

- **S402230W1002** - 45-5/8"w
- **S403030W2002** - 60"w



4 drawers with 96 compartments
2 base shelves and 2 adjustable shelves behind 2 lockable swing doors

- **S402230W1003** - 45-5/8"w
- **S403030W2003** - 60"w

