

### Pre-Engineered Modular Drawers in Shelving

#### Shelving System is 30"w x 30"d x 84"h

- Pre-engineered units can be used as stand-alone starter units or assemble them in rows with add-on units
- Drawers feature capacity of 400 lbs. and fully extend for visual and physical access (*same drawers used in Standard, 30"w Cabinets*)
- Add drawer layout kits to increase storage density within each drawer (*same layout kits used in Standard, 30"w Cabinets—see pages 12-13*)
- Shelves feature capacity of 800 lbs. and are adjustable on 1-1/2" centers
- Shipped knocked-down for field assembly only

#### Step 1

Select Shelving Color –  
Enter **LETTER** designation

#### Step 2

Select Drawer Color –  
Enter **LETTER** designation

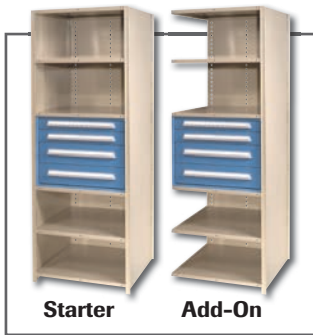
#### Shelving Colors

**D**  
Dove Gray

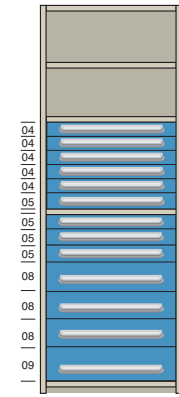
**P**  
Putty

**B**  
Wedgewood Blue


Drawer Number	04	05	06	07	08	09	10	11	12	13	14	15	16	17	18
Usable Height	2-1/4"	3"	3-7/8"	4-5/8"	5-3/8"	6-1/4"	7"	7-3/4"	8-1/2"	9-3/8"	10-1/8"	10-7/8"	11-3/4"	12-1/2"	13-1/4"
Side Height	1-7/8"		3"		4-3/8"			6-1/4"							



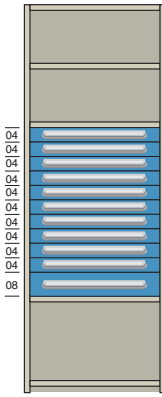
**Starter**      **Add-On**




13 drawers, 5 shelves,  
(1) 18 & 36" support frame




10 drawers, 5 shelves,  
(1) 18 & 36" support frame



11 drawers, 5 shelves,  
(1) 36" support frame



8 drawers, 5 shelves,  
(1) 36" support frame



7 drawers, 5 shelves,  
(1) 36" support frame

<b>Starter</b>	<span style="background-color: #d9ead3; padding: 2px 5px;">■</span> <span style="background-color: #cfe2f3; padding: 2px 5px;">■</span> <b>86014SH</b>	<span style="background-color: #d9ead3; padding: 2px 5px;">■</span> <span style="background-color: #cfe2f3; padding: 2px 5px;">■</span> <b>86016SH</b>	<span style="background-color: #d9ead3; padding: 2px 5px;">■</span> <span style="background-color: #cfe2f3; padding: 2px 5px;">■</span> <b>86006SH</b>	<span style="background-color: #d9ead3; padding: 2px 5px;">■</span> <span style="background-color: #cfe2f3; padding: 2px 5px;">■</span> <b>86010SH</b>	<span style="background-color: #d9ead3; padding: 2px 5px;">■</span> <span style="background-color: #cfe2f3; padding: 2px 5px;">■</span> <b>86008SH</b>
<b>Add-on</b>	<span style="background-color: #d9ead3; padding: 2px 5px;">■</span> <span style="background-color: #cfe2f3; padding: 2px 5px;">■</span> <b>86014H</b>	<span style="background-color: #d9ead3; padding: 2px 5px;">■</span> <span style="background-color: #cfe2f3; padding: 2px 5px;">■</span> <b>86016H</b>	<span style="background-color: #d9ead3; padding: 2px 5px;">■</span> <span style="background-color: #cfe2f3; padding: 2px 5px;">■</span> <b>86006H</b>	<span style="background-color: #d9ead3; padding: 2px 5px;">■</span> <span style="background-color: #cfe2f3; padding: 2px 5px;">■</span> <b>86010H</b>	<span style="background-color: #d9ead3; padding: 2px 5px;">■</span> <span style="background-color: #cfe2f3; padding: 2px 5px;">■</span> <b>86008H</b>

#### Drawer Colors

**B**  
Wedgewood Blue

**D**  
Dove Gray

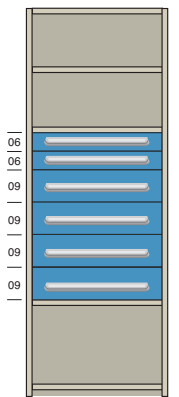
**P**  
Putty

**H**  
Red Baron

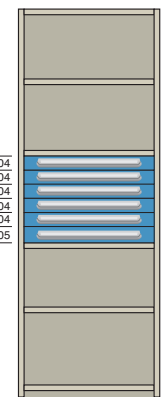
**J**  
Hunter Green

**K**  
Vulcan Black

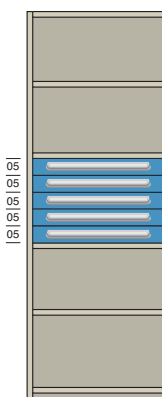
**A**  
Ash



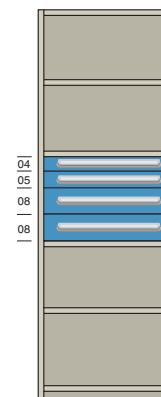
6 drawers, 5 shelves,  
(1) 36" support frame



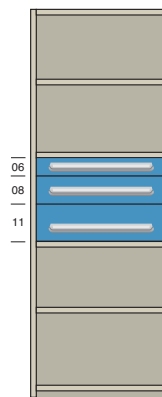
6 drawers, 6 shelves,  
(1) 18" support frame



5 drawers, 6 shelves,  
(1) 18" support frame



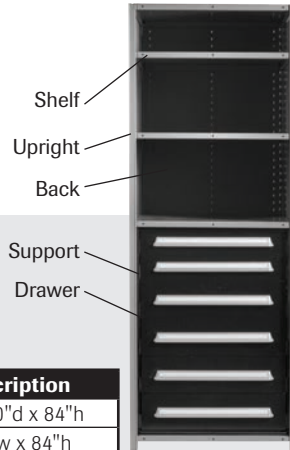
4 drawers, 6 shelves,  
(1) 18" support frame



3 drawers, 6 shelves,  
(1) 18" support frame

<b>Starter</b>	<span style="background-color: #d9ead3; padding: 2px 5px;">■</span> <span style="background-color: #cfe2f3; padding: 2px 5px;">■</span> <b>86012SH</b>	<span style="background-color: #d9ead3; padding: 2px 5px;">■</span> <span style="background-color: #cfe2f3; padding: 2px 5px;">■</span> <b>86004SH</b>	<span style="background-color: #d9ead3; padding: 2px 5px;">■</span> <span style="background-color: #cfe2f3; padding: 2px 5px;">■</span> <b>86000SH</b>	<span style="background-color: #d9ead3; padding: 2px 5px;">■</span> <span style="background-color: #cfe2f3; padding: 2px 5px;">■</span> <b>86002SH</b>	<span style="background-color: #d9ead3; padding: 2px 5px;">■</span> <span style="background-color: #cfe2f3; padding: 2px 5px;">■</span> <b>86005SH</b>
<b>Add-on</b>	<span style="background-color: #d9ead3; padding: 2px 5px;">■</span> <span style="background-color: #cfe2f3; padding: 2px 5px;">■</span> <b>86012H</b>	<span style="background-color: #d9ead3; padding: 2px 5px;">■</span> <span style="background-color: #cfe2f3; padding: 2px 5px;">■</span> <b>86004H</b>	<span style="background-color: #d9ead3; padding: 2px 5px;">■</span> <span style="background-color: #cfe2f3; padding: 2px 5px;">■</span> <b>86000H</b>	<span style="background-color: #d9ead3; padding: 2px 5px;">■</span> <span style="background-color: #cfe2f3; padding: 2px 5px;">■</span> <b>86002H</b>	<span style="background-color: #d9ead3; padding: 2px 5px;">■</span> <span style="background-color: #cfe2f3; padding: 2px 5px;">■</span> <b>86005H</b>

**Custom Design  
Modular Drawers  
in Shelving Units**



**Example**

**Shelving System is  
30"w x 30"d x 84"h**

Qty.	Cat. No.	Description
2	DD8886	Upright 30"d x 84"h
1	DD86481	Back, 30"w x 84"h
5	DD8593H1	Shelf, 30"w x 30"d
1	KKN483030DGS	Support, 36"h
2	KKN063030NN000	Drawer, 3-7/8" usable
4	KKN093030NN000	Drawer, 6-1/4" usable

**Step 1 - Shelving Selection**

Select shelving.

Cat. No.	Description
<b>FRAME WORK</b>	
8886	Upright Assembly (2 required per starter section)*
86481	Shelving Back (1 required per section)
<b>SHELVES</b>	
8593H1	Shelf 30"w x 30"d (minimum 4 per section required)

*Note: Shelves are required immediately above and below drawer guide support. \*Only 1 required per add-on selection.*

**Step 2 - Shelving Color Selection**

Determine your color, then add the two (2) letter   digits as a **prefix** to the shelving catalog numbers chosen in step 1.



**Step 3 - Support Selection**

Select the drawer guide support(s), depending on whether you want a short stack of drawers (18" High) or a tall stack (36" High) or a combination.

<b>DRAWER GUIDE SUPPORTS</b>	
Cat. No.	Description
N253030DGS	Drawer Guide Support, 18"h
N483030DGS	Drawer Guide Support, 36"h

**Step 4 - Drawer Selection**

Select the number of drawers desired. (see example).

MODULAR DRAWERS FOR 30"W SHELVING		
Cat. No.	Front Height	Usable Height
N043030NN000	3-1/16"	2-1/4"
N053030NN000	3-7/8"	3"
N063030NN000	4-5/16"	3-7/8"
N073030NN000	5-7/16"	4-5/8"
N083030NN000	6-3/16"	5-3/8"
N093030NN000	7"	6-1/4"
N103030NN000	7-3/4"	7"
N113030NN000	8-9/16"	7-3/4"
N123030NN000	9-3/8"	8-1/2"
N133030NN000	10-1/4"	9-3/8"
N143030NN000	10-7/8"	10-1/8"
N153030NN000	11-3/4"	10-7/8"
N163030NN000	12-1/2"	11-3/4"
N173030NN000	13-15/16"	12-1/2"
N183030NN000	14-1/16"	13-1/4"
NRS3030NN000	3-7/8"	3"

**Example**

When selecting drawer configurations you must add the drawer numbers to equal the first 2 numbers of the *Drawer Guide Support*.

*Drawer Guide Support*  
No.  **N253030DGS**

(3) No.  **N043030NN00**  
drawers = 12

(1) No.  **N063030NN00**  
drawer = 06

(1) No.  **N073030NN00**  
drawer = 07

**Total = 25**

**Step 5 - Support/Drawer Color Selection**

Determine your color, then add the two (2) letter   digits as a prefix to the catalog numbers chosen.



**Step 6 - Layout Selection (optional)**

Determine your drawer layouts from pages 12-13, then choose the catalog number specific to the drawer size. Layouts are shipped unassembled.

