

**Top Knock-Out
Holes for Multi-
Level Stacking**

**Ergonomic Handles
with Removable
Labels and Shields**

**Cylinder Lock
with Dust Cover
and Jumbo Key**

**Side and Back
Knock-Out
Holes for
Multi-Cabinet
Attachment**


**Double-Wall
Drawer
Construction**

**High-
Performance
400 lb.
Capacity
Drawer
Suspension**

**Rugged,
Reinforced
Cabinet
Bottoms**

**Wide Base
Opening
for Forklift
Access**

**Removable Base Closure Panels
(front and back)**



**PRE-
ENGINEERED
MODULAR
DRAWER
CABINETS**

Organized Storage

Designed for Efficiency.

Why Choose Lyon Modular Drawer Cabinets...

...to provide you with
the highest density
storage solution for small
to mid-sized products,
while reducing your
storage footprint by as
much as 50%.

PERFORMANCE

The Lyon drawer suspension features the highest quality glides resulting in the “smoothest”, most reliable operating drawers in the industry, empty and fully loaded.

ACCESSIBILITY

Full extension drawers provide 100% visibility to the stored product. Lyon drawers are ergonomically engineered to provide the best possible human reach points.

EFFICIENCY

Drawer interiors can be sub-divided into compartments for the storage of parts without cartons. Neat and organized storage improves inventory control.

SECURITY

Choose from many different types of latching systems to provide for the safe secure storage of valuable products.

MODULARITY

Flexible design based on a “Building-Block” approach. From pre-engineered to custom-built products, Lyon offers an innovative array of easy order options to adapt to your future growth.

NOTE:

With a fully loaded (400 lbs.) drawer capacity, Lyon averaged 8,000 cycles compared to 4,000 competitive cycles before drawer push-pull forces exceeded 50 lbs.

Customizing the Right Storage Solution - Contact us with your special requirements; Lyon's engineering and manufacturing departments will develop a unique modular drawer cabinet to fit your special application.

PRE-ENGINEERED MODULAR DRAWER CABINETS ORDERING GUIDE

Lyon's hand picked Pre-Engineered Modular Drawer Cabinets meet the most popular workspace requirements. To complete an item number, follow the steps and see example to the right:

Step 1

Choose from 6 housing heights: Desk, Table, Bench, Mid-Range, Counter, or Eye-level - see below.

Step 2

Choose housing and drawer colors from the 49 cabinet/drawer-door color combinations below

2a. Enter the **LETTER** designation for the **HOUSING** color

2b. Enter the **LETTER** designation for the **DRAWER** color



Step 3

Choose drawer access requirements

Enter **S** for **SINGLE** drawer access (**SDA**)

Enter **M** for **MULTIPLE** drawer access (**MDA**)

Enter **N** for **MDA** drawer access without lock

Choose layout kit installation

Enter **I** for **INSTALLED KIT**

Enter **K** for **KITTED KITS**

Enter **O** for **NO KITS**

Step 4

Choose locking requirements

Enter **N** for **NO LOCK**

Enter **L** for **STANDARD LOCK**

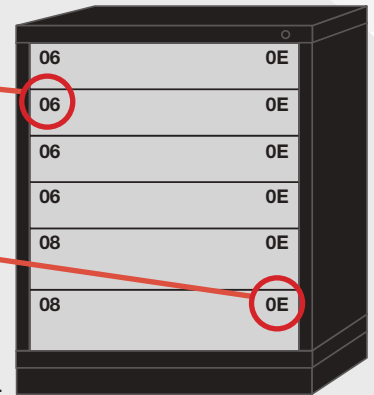
Enter **1** for **KEYED ALIKE LOCKS**

Step 5

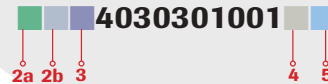
EXAMPLE

Drawer Number designated in the chart at the bottom of this page.

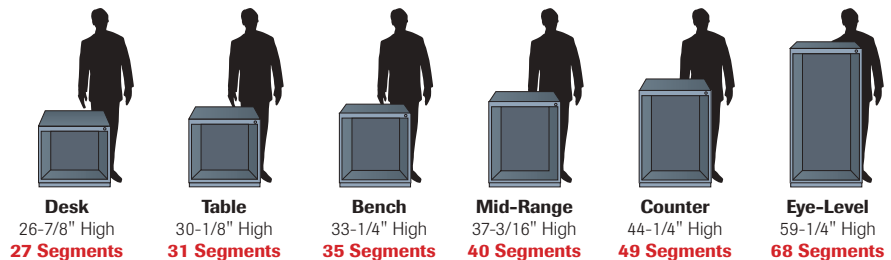
Layout Kit Numbers designates the drawer interior configuration that can be found on the layout kit pages 58 & 59 for Standard size cabinets.




The catalog number for the pre-engineered cabinet shown in the illustration is a Standard, Mid-Range 37-3/16" h Cabinet with 6 drawers and 144 compartments from page 52 featuring Vulcan Black housing with Dove Gray drawers, multiple drawer access, 1 keyed alike locking system and layout kits installed would be: **KDM403030100111**



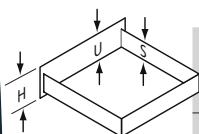
6 Housing Heights



5 Housing footprints



15 Drawer heights



Drawer Number Segments	04	05	06	07	08	09	10	11	12	13	14	15	16	17	18
"U" Usable Height	2-1/4"	3"	3-7/8"	4-5/8"	5-3/8"	6-1/4"	7"	7-3/4"	8-1/2"	9-3/8"	10-1/8"	10-7/8"	11-3/4"	12-1/2"	13-1/4"
"S" Side Height	1-7/8"		3"		4-3/8"						6-1/4"				
"H" Front Height	3-1/16"	3-7/8"	4-5/8"	5-7/16"	6-3/16"	7"	7-3/4"	8-9/16"	9-3/8"	10-1/8"	10-7/8"	11-3/4"	12-1/2"	13-5/16"	14-1/16"

PRE-ENGINEERED MODULAR DRAWER CABINETS

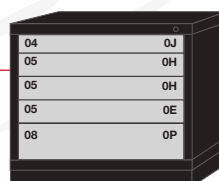
STANDARD CABINET - 30" WIDE

DESK HEIGHT – 26-7/8" H x 28-1/4" D

All Pre-Engineered Modular Drawer Cabinets on this page feature a Fork Lift Base.

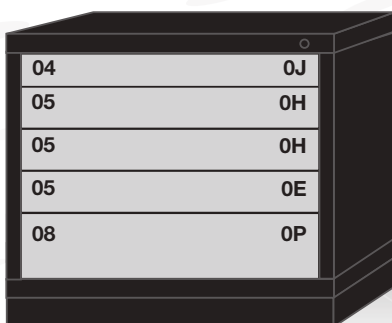
Drawer Number Segments	04	05	06	07	08	09	10	11	12	13	14	15	16	17	18
Usable Height	2-1/4"	3"	3-7/8"	4-5/8"	5-3/8"	6-1/4"	7"	7-3/4"	8-1/2"	9-3/8"	10-1/8"	10-7/8"	11-3/4"	12-1/2"	13-1/4"
Side Height	1-7/8"		3"		4-3/8"		6-1/4"								
Front Height	3-1/16"	3-7/8"	4-5/8"	5-7/16"	6-3/16"	7"	7-3/4"	8-9/16"	9-3/8"	10-1/8"	10-7/8"	11-3/4"	12-1/2"	13-5/16"	14-1/16"

5 DRAWERS

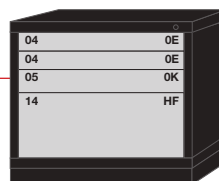


5 drawers with
144 compartments

273030000B

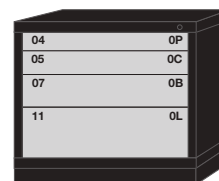


4 DRAWERS



4 drawers with
70 compartments

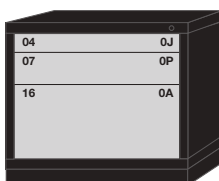
2730301004



4 drawers with
41 compartments

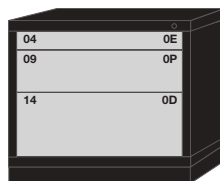
2730301001

3 DRAWERS



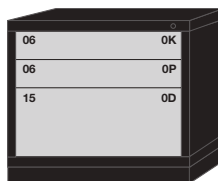
3 drawers with
50 compartments

273030000A



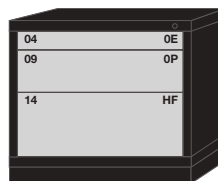
3 drawers with
48 compartments

2730301007



3 drawers with
44 compartments

2730301008



3 drawers with
42 compartments

2730301005



3 drawers with
38 compartments

2730301006

PRE-ENGINEERED MODULAR DRAWER CABINETS

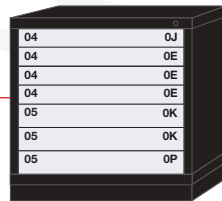
STANDARD CABINET - 30" WIDE

TABLE HEIGHT - 30-1/8" H x 28-1/4" D

All Pre-Engineered Modular Drawer Cabinets on this page feature a Fork Lift Base.

Drawer Number Segments	04	05	06	07	08	09	10	11	12	13	14	15	16	17	18
Usable Height	2-1/4"	3"	3-7/8"	4-5/8"	5-3/8"	6-1/4"	7"	7-3/4"	8-1/2"	9-3/8"	10-1/8"	10-7/8"	11-3/4"	12-1/2"	13-1/4"
Side Height	1-7/8"		3"		4-3/8"		6-1/4"								
Front Height	3-1/16"	3-7/8"	4-5/8"	5-7/16"	6-3/16"	7"	7-3/4"	8-9/16"	9-3/8"	10-1/8"	10-7/8"	11-3/4"	12-1/2"	13-5/16"	14-1/16"

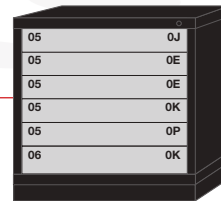
7 Drawers



7 drawers with
160 compartments

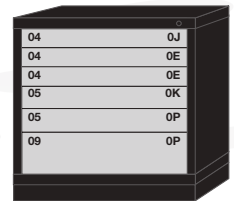
313030000A

6 Drawers



6 drawers with
136 compartments

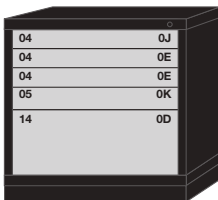
3130301014



6 drawers with
132 compartments

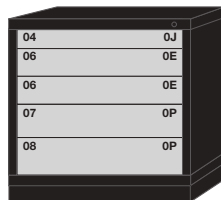
3130301010

5 Drawers



5 drawers with
108 compartments

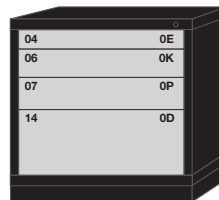
3130301011



5 drawers with
112 compartments

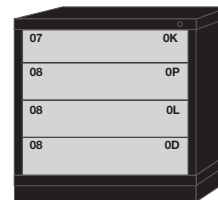
313030000B

4 Drawers



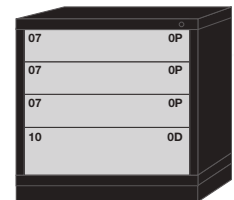
4 drawers with
68 compartments

3130301001



4 drawers with
56 compartments

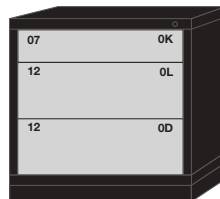
3130301002



4 drawers with
56 compartments

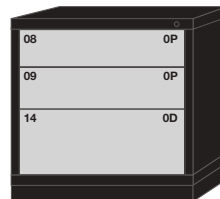
3130301012

3 Drawers



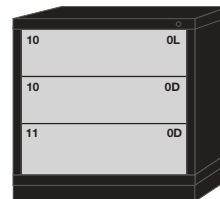
3 drawers with
40 compartments

3130301003



3 drawers with
40 compartments

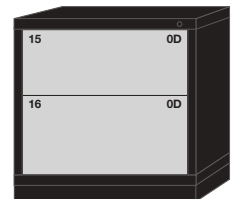
3130301013



3 drawers with
28 compartments

3130301004

2 Drawers



2 drawers with
16 compartments

3130301005

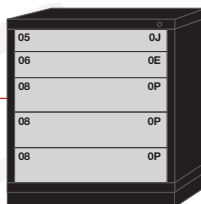
PRE-ENGINEERED MODULAR DRAWER CABINETS

STANDARD CABINET - 30" WIDE

BENCH HEIGHT – 33-1/4" H x 28-1/4" D

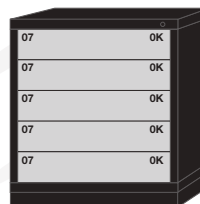
All Pre-Engineered Modular Drawer Cabinets on this page feature a Fork Lift Base.

5 Drawers



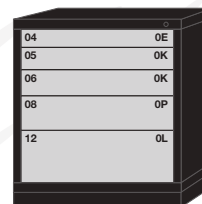
5 drawers with 104 compartments

353030000B



5 drawers with 100 compartments

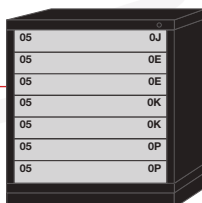
3530301025



5 drawers with 92 compartments

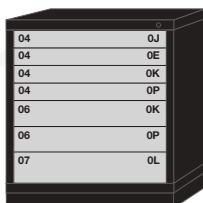
3530301003

7 Drawers



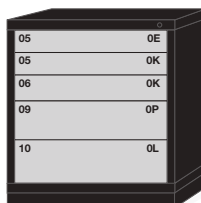
7 drawers with 152 compartments

3530301001



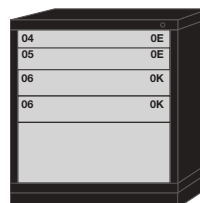
7 drawers with 140 compartments

3530301018



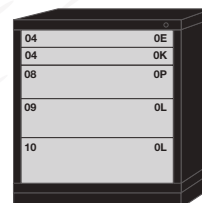
5 drawers with 92 compartments

3530301004



5 drawers with 90 compartments

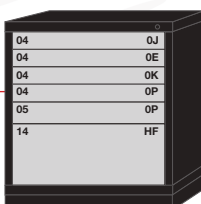
3530301029



5 drawers with 84 compartments

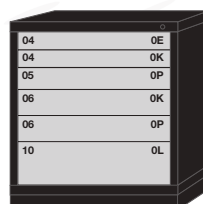
3530301028

6 Drawers



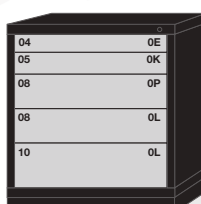
6 drawers with 110 compartments

3530301026



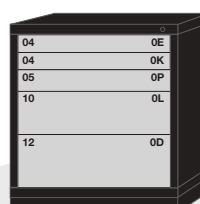
6 drawers with 108 compartments

3530301002



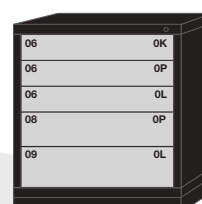
5 drawers with 84 compartments

3530301027



5 drawers with 80 compartments

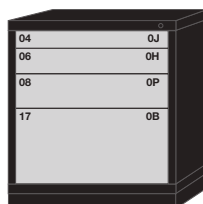
3530301023



5 drawers with 76 compartments

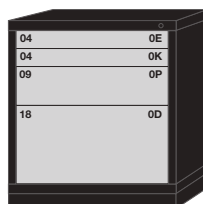
3530301007

4 Drawers



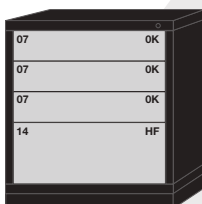
4 drawers with 88 compartments

353030000A



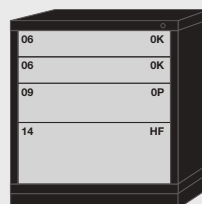
4 drawers with 68 compartments

3530301030



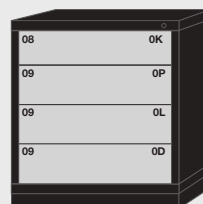
4 drawers with 62 compartments

3530301032



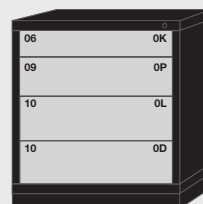
4 drawers with 58 compartments

3530301031



4 drawers with 56 compartments

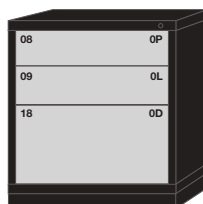
3530301008



4 drawers with 56 compartments

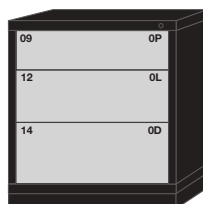
3530301024

3 Drawers



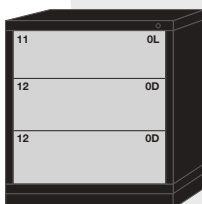
3 drawers with 36 compartments

3530301021



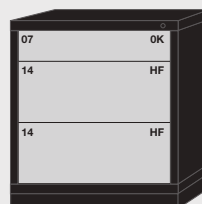
3 drawers with 36 compartments

3530301010



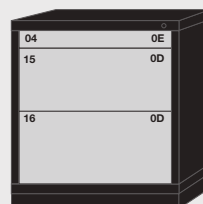
3 drawers with 28 compartments

3530301033



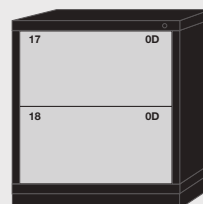
3 drawers with 24 compartments

3530301034



3 drawers with 40 compartments

3530301009



2 drawers with 16 compartments

3530301005

2 Drawers

PRE-ENGINEERED MODULAR DRAWER CABINETS

STANDARD CABINET - 30" WIDE

MID-RANGE - 37-3/16" H x 28-1/4" D

All Pre-Engineered Modular Drawer Cabinets on this page feature a Fork Lift Base.

Drawer Number Segments	04	05	06	07	08	09	10	11	12	13	14	15	16	17	18
Usable Height	2-1/4"	3"	3-7/8"	4-5/8"	5-3/8"	6-1/4"	7"	7-3/4"	8-1/2"	9-3/8"	10-1/8"	10-7/8"	11-3/4"	12-1/2"	13-1/4"
Side Height	1-7/8"		3"		4-3/8"		6-1/4"								
Front Height	3-1/16"	3-7/8"	4-5/8"	5-7/16"	6-3/16"	7"	7-3/4"	8-9/16"	9-3/8"	10-1/8"	10-7/8"	11-3/4"	12-1/2"	13-5/16"	14-1/16"

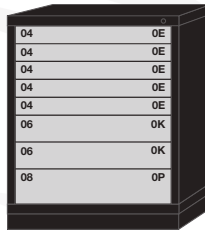
10 Drawers



10 drawers with
342 compartments

4030301010

8 Drawers



8 drawers with
176 compartments

403030000A

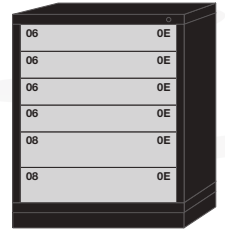
7 Drawers



7 drawers with
144 compartments

4030301007

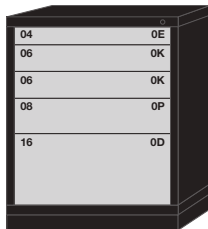
6 Drawers



6 drawers with
144 compartments

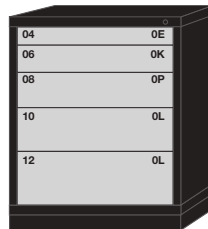
4030301001

5 Drawers



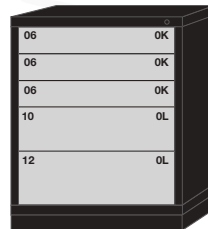
5 drawers with
88 compartments

4030301003



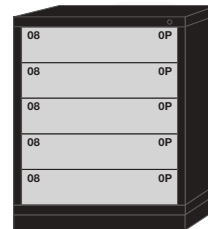
5 drawers with
84 compartments

4030301011



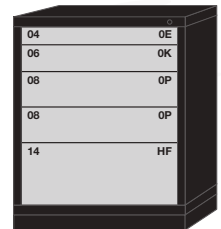
5 drawers with
84 compartments

4030301012



5 drawers with
80 compartments

4030301002



5 drawers with
78 compartments

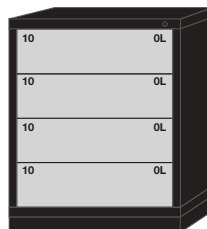
4030301013

4 Drawers



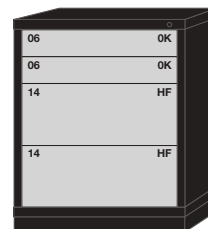
4 drawers with
56 compartments

4030301005



4 drawers with
48 compartments

4030301004



4 drawers with
44 compartments

4030301014

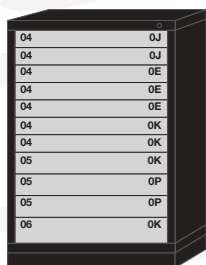
PRE-ENGINEERED MODULAR DRAWER CABINETS

STANDARD CABINET - 30" WIDE

COUNTER HEIGHT - 44-1/4" H x 28-1/4" D

All Pre-Engineered Modular Drawer Cabinets on this page feature a Fork Lift Base.

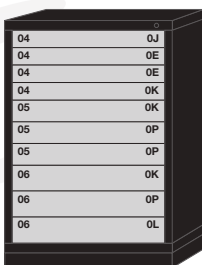
11 Drawers



11 drawers with
248 compartments

■ ■ ■ 4930301001 ■ ■ ■

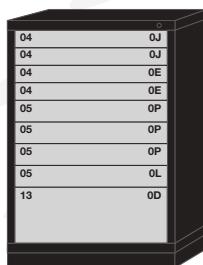
10 Drawers



10 drawers with
200 compartments

■ ■ ■ 4930301002 ■ ■ ■

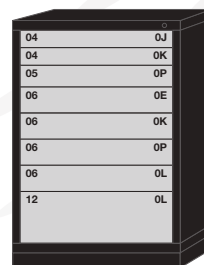
9 Drawers



9 drawers with
180 compartments

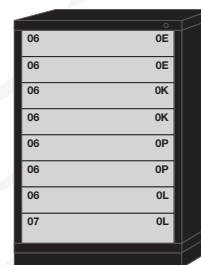
■ ■ ■ 493030000B ■ ■ ■

8 Drawers



8 drawers with
152 compartments

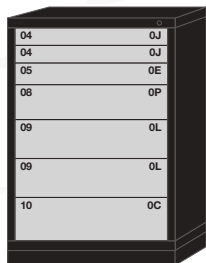
■ ■ ■ 4930301005 ■ ■ ■



8 drawers with
144 compartments

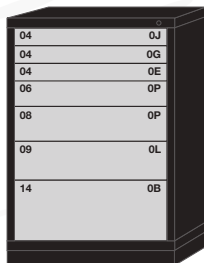
■ ■ ■ 4930301004 ■ ■ ■

7 Drawers




7 drawers with
137 compartments

■ ■ ■ 493030000D ■ ■ ■




7 drawers with
129 compartments

■ ■ ■ 493030000E ■ ■ ■



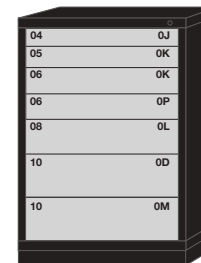
7 drawers with
120 compartments

■ ■ ■ 493030000F ■ ■ ■



7 drawers with
120 compartments

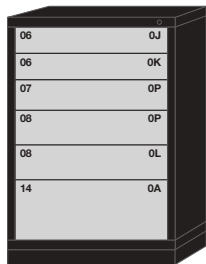
■ ■ ■ 4930301006 ■ ■ ■



7 drawers with
114 compartments


■ ■ ■ 4930301018 ■ ■ ■

6 Drawers



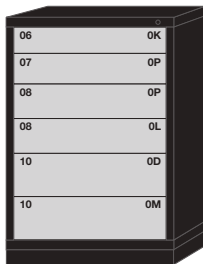
6 drawers with
98 compartments

■ ■ ■ 4930301012 ■ ■ ■



6 drawers with
84 compartments

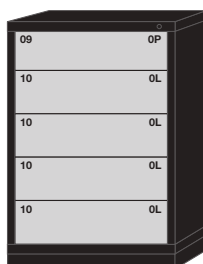
■ ■ ■ 4930301008 ■ ■ ■



6 drawers with
78 compartments

■ ■ ■ 493030000C ■ ■ ■

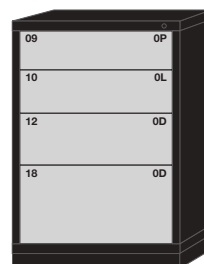
5 Drawers



5 drawers with
64 compartments

■ ■ ■ 4930301019 ■ ■ ■

4 Drawers



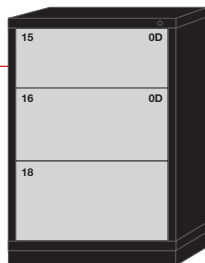
4 drawers with
44 compartments

■ ■ ■ 4930301009 ■ ■ ■

3 Drawers

3 drawers with
17 compartments

■ ■ ■ 4930301027 ■ ■ ■



PRE-ENGINEERED MODULAR DRAWER CABINETS


STANDARD CABINET - 30" WIDE

EYE-LEVEL – 59-1/4" H x 28-1/4" D

All Pre-Engineered Modular Drawer Cabinets on this page feature a Fork Lift Base.

Drawer Number Segments	04	05	06	07	08	09	10	11	12	13	14	15	16	17	18
Usable Height	2-1/4"	3"	3-7/8"	4-5/8"	5-3/8"	6-1/4"	7"	7-3/4"	8-1/2"	9-3/8"	10-1/8"	10-7/8"	11-3/4"	12-1/2"	13-1/4"
Side Height	1-7/8"		3"		4-3/8"		6-1/4"								
Front Height	3-1/16"	3-7/8"	4-5/8"	5-7/16"	6-3/16"	7"	7-3/4"	8-9/16"	9-3/8"	10-1/8"	10-7/8"	11-3/4"	12-1/2"	13-5/16"	14-1/16"

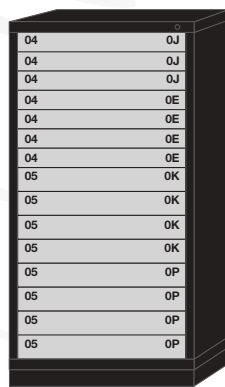
17 Drawers



17 drawers with
591 compartments

683030000A

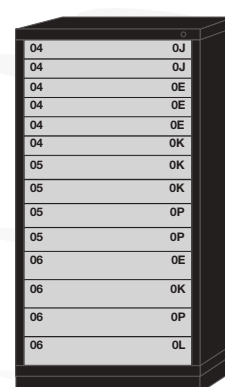
15 Drawers



15 drawers with
336 compartments

6830301001

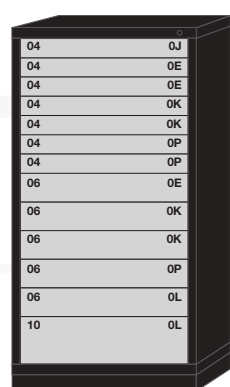
14 Drawers



14 drawers with
300 compartments

6830301002

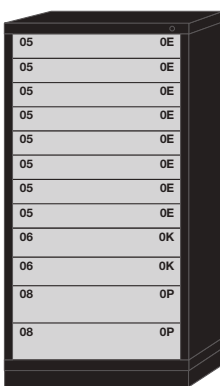
13 Drawers



13 drawers with
256 compartments

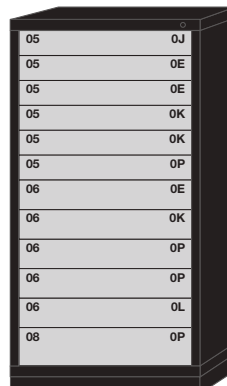
6830301003

12 Drawers




12 drawers with
264 compartments

6830301024



12 drawers with
240 compartments

6830301005



12 drawers with
224 compartments

6830301004


PRE-ENGINEERED MODULAR DRAWER CABINETS

STANDARD CABINET - 30" WIDE

EYE-LEVEL – 59-1/4" H x 28-1/4" D

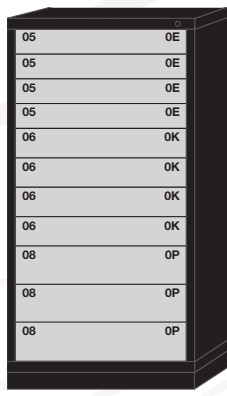
All Pre-Engineered Modular Drawer Cabinets on this page feature a Fork Lift Base.

11 Drawers




11 drawers with
269 compartments

683030000F



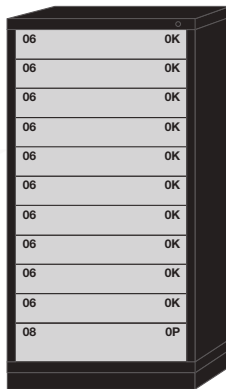
11 drawers with
224 compartments

6830301026



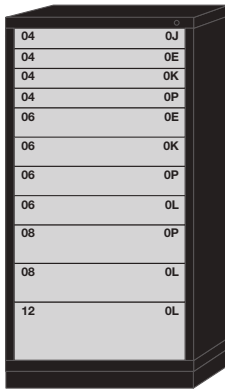
11 drawers with
222 compartments

683030000B




11 drawers with
216 compartments

6830301025



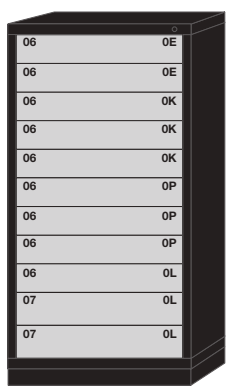
11 drawers with
204 compartments

6830301008




11 drawers with
200 compartments

6830301007



11 drawers with
192 compartments

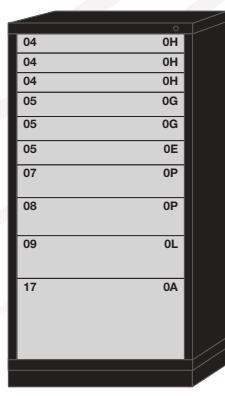
6830301006



11 drawers with
192 compartments

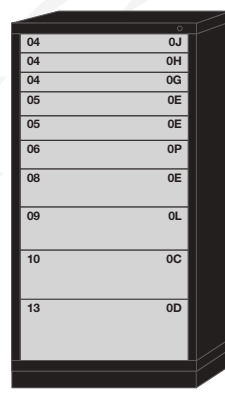
6830301019

10 Drawers




10 drawers with
228 compartments

683030000K




10 drawers with
210 compartments

683030000H




10 drawers with
192 compartments

6830301027



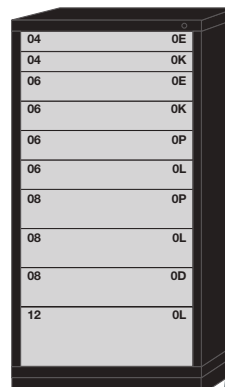
10 drawers with
180 compartments

683030000C



10 drawers with
168 compartments

6830301009



10 drawers with
164 compartments

6830301010

PRE-ENGINEERED MODULAR DRAWER CABINETS


STANDARD CABINET - 30" WIDE

EYE-LEVEL – 59-1/4" H x 28-1/4" D

All Pre-Engineered Modular Drawer Cabinets on this page feature a Fork Lift Base.

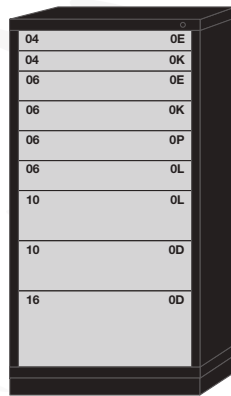
Drawer Number Segments	04	05	06	07	08	09	10	11	12	13	14	15	16	17	18
Usable Height	2-1/4"	3"	3-7/8"	4-5/8"	5-3/8"	6-1/4"	7"	7-3/4"	8-1/2"	9-3/8"	10-1/8"	10-7/8"	11-3/4"	12-1/2"	13-1/4"
Side Height	1-7/8"		3"		4-3/8"		6-1/4"								
Front Height	3-1/16"	3-7/8"	4-5/8"	5-7/16"	6-3/16"	7"	7-3/4"	8-9/16"	9-3/8"	10-1/8"	10-7/8"	11-3/4"	12-1/2"	13-5/16"	14-1/16"

9 Drawers



9 drawers with
156 compartments

6830301028



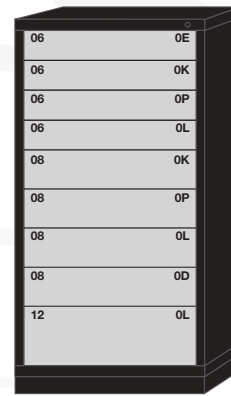
9 drawers with
144 compartments

6830301013



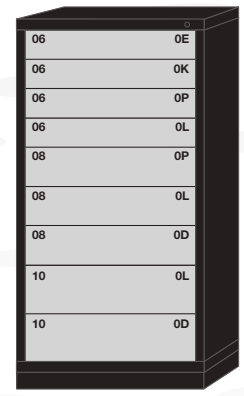
9 drawers with
144 compartments

6830301011



9 drawers with
140 compartments

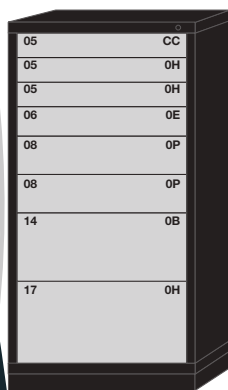
6830301012



9 drawers with
128 compartments

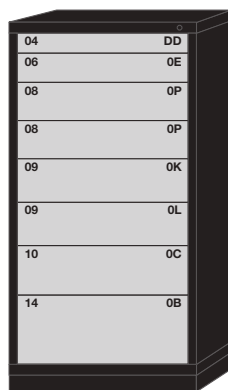
6830301029

8 Drawers



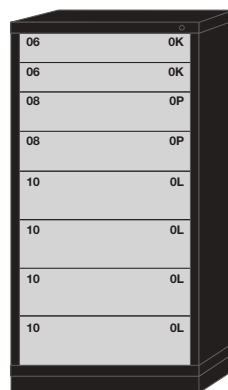
8 drawers with
184 compartments

683030000D



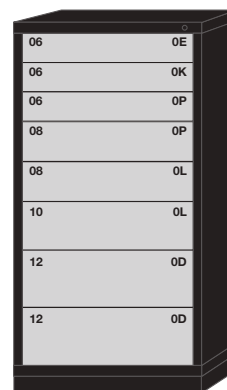
8 drawers with
181 compartments

683030000E



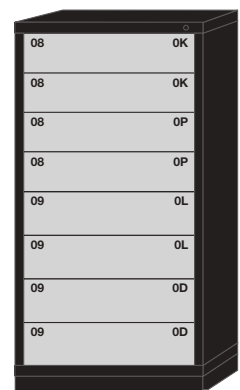
8 drawers with
120 compartments

6830301031



8 drawers with
116 compartments

6830301033



8 drawers with
112 compartments

6830301030

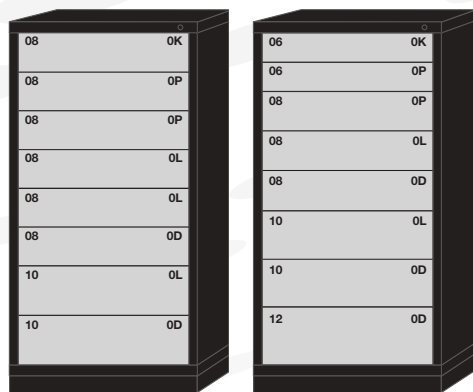
PRE-ENGINEERED MODULAR DRAWER CABINETS

STANDARD CABINET - 30" WIDE

EYE-LEVEL – 59-1/4" H x 28-1/4" D

All Pre-Engineered Modular Drawer Cabinets on this page feature a Fork Lift Base.

8 Drawers



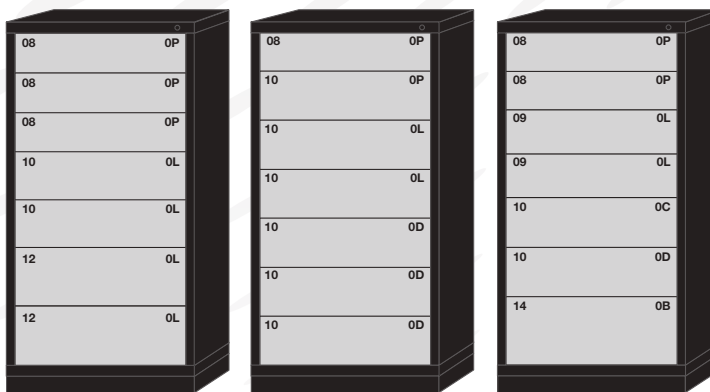
8 drawers with
104 compartments

6830301014

8 drawers with
100 compartments

6830301032

7 Drawers



7 drawers with
96 compartments

6830301034


7 drawers with
80 compartments

6830301015

7 drawers with
77 compartments

683030000G

6 Drawers



6 drawers with
72 compartments

6830301035

6 drawers with
68 compartments

6830301037


6 drawers with
64 compartments

6830301036

6 drawers with
64 compartments

6830301016

5 Drawers




5 drawers with
52 compartments

6830301038

5 drawers with
37 compartments

6830301017

4 Drawers



4 drawers with
29 compartments

6830301018

PRE-ENGINEERED MODULAR DRAWER CABINETS LAYOUT KITS

STANDARD WIDTH CABINET - 30" WIDE

How to Order:

Complete the part number with one of the following drawer numbers:

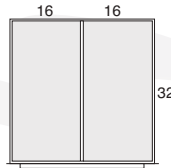
045 for 04 & 05

067 for 06 & 07

089 for 08 & 09

100 for 10+

Example:



2 compartments
NF0A **3030**
↑ ↑ ↑
drawer number

The catalog number for the pre-engineered layout kit for a 04 and 05 drawer number with 2 compartments is:

NF0A0453030

Usable Height

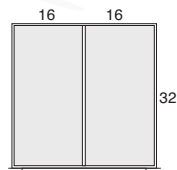
Use the chart below to identify "Usable Height" dimensions for the specific drawer numbers.

Drawer Number Segment	04	05	06	07	08	09	10	11	12	13	14	15	16	17	18
Usable Height	2-1/4"	3"	3-7/8"	4-5/8"	5-3/8"	6-1/4"	7"	7-3/4"	8-1/2"	9-3/8"	10-1/8"	10-7/8"	11-3/4"	12-1/2"	13-1/4"
Side Height	1-7/8"		3"		4-3/8"		6-1/4"								
Front Height	3-1/16"	3-7/8"	4-5/8"	5-7/16"	6-3/16"	7"	7-3/4"	8-9/16"	9-3/8"	10-1/8"	10-7/8"	11-3/4"	12-1/2"	13-5/16"	14-1/16"

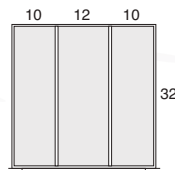
Compartment Size

The chart below identifies individual compartment sizes found in the layout kit illustrations.

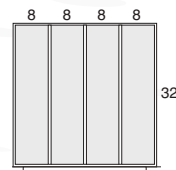
Compartment Size	3	4	5	6	7	8	9	10	11	12	13	14	15	16	17
Dimension	1-7/8"	2-11/16"	3-1/2"	4-1/4"	5-1/16"	5-7/8"	6-11/16"	7-1/2"	8-1/4"	9-1/16"	9-7/8"	10-11/16"	11-1/2"	12-1/4"	13-1/16"
Compartment Size	18	19	20	21	22	23	24	25	26	27	28	29	30	31	32
Dimension	13-7/8"	14-11/16"	15-1/2"	16-1/4"	17-1/16"	17-7/8"	18-11/16"	19-1/2"	20-1/4"	21-1/16"	21-7/8"	22-11/16"	23-7/16"	24-1/4"	25-1/16"



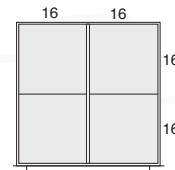
2 compartments
NF0A **3030**



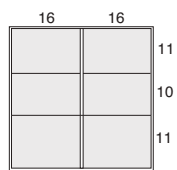
3 compartments
NFAB **3030**



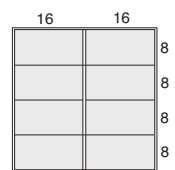
4 compartments
NFAC **3030**



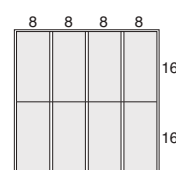
4 compartments
NF0B **3030**



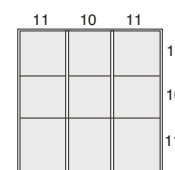
6 compartments
NF0M **3030**



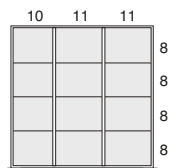
8 compartments
NF0D **3030**



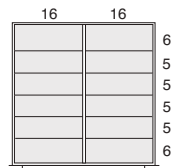
8 compartments
NFHH **3030**



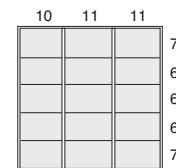
9 compartments
NF0C **3030**



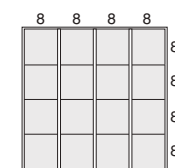
12 compartments
NF0L **3030**



12 compartments
NF0R **3030**



15 compartments
NFAG **3030**

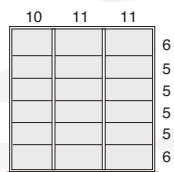


16 compartments
NF0P **3030**

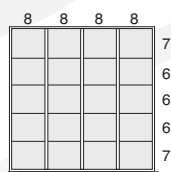
For the drawer and housing heights and housing footprints.

PRE-ENGINEERED MODULAR DRAWER CABINETS LAYOUT KITS

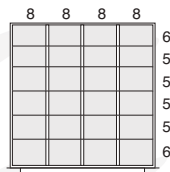
STANDARD WIDTH CABINET - 30" WIDE



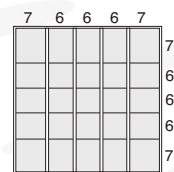
18 compartments
NFAH ___ 3030



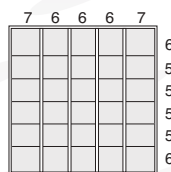
20 compartments
NF0K ___ 3030



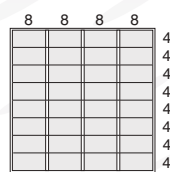
24 compartments
NF0E ___ 3030



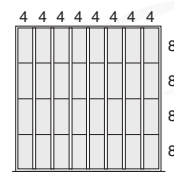
25 compartments
NF0G ___ 3030



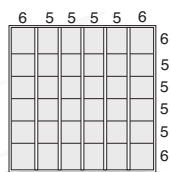
30 compartments
NFAF ___ 3030



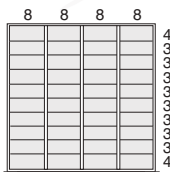
32 compartments
NFAJ ___ 3030



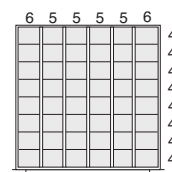
32 compartments
NF0J ___ 3030



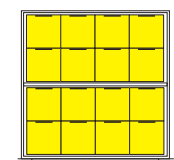
36 compartments
NF0H ___ 3030



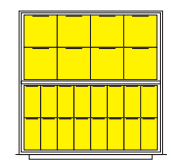
40 compartments
NFMM ___ 3030



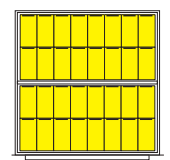
48 compartments
NFTT ___ 3030



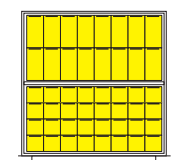
16 plastic bins
6" w x 6" d & partition
NFCC0453030 04 & 05
NFCC0673030 06 & 07



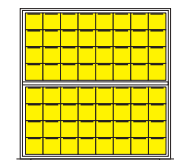
24 plastic bins
3" w x 6" d
6" w x 6" d & partition
NFBC0453030 04 & 05
NFBC0673030 06 & 07



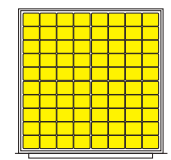
32 plastic bins
3" w x 6" d & partition
NFBB0453030 04 & 05
NFBB0673030 06 & 07




48 plastic bins
3" w x 6" d
3" w x 3" d & partition
NFBA0453030 04 & 05
NFBA0673030 06 & 07



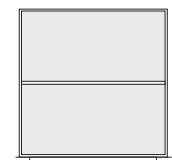
64 plastic bins
3" w x 3" d
& partition
NFAA0453030 04 & 05
NFAA0673030 06 & 07



80 compartments
2-1/2" w x 1-7/8" d
4 quarter trays
NFDD0453030 04 & 05



140 compartments
1-3/16" w x 1-7/8" d
4 quarter trays
NFEE0453030 04 & 05



2 Hanging File Frames
NHF1003030 14+

For the drawer and housing heights and housing footprints.