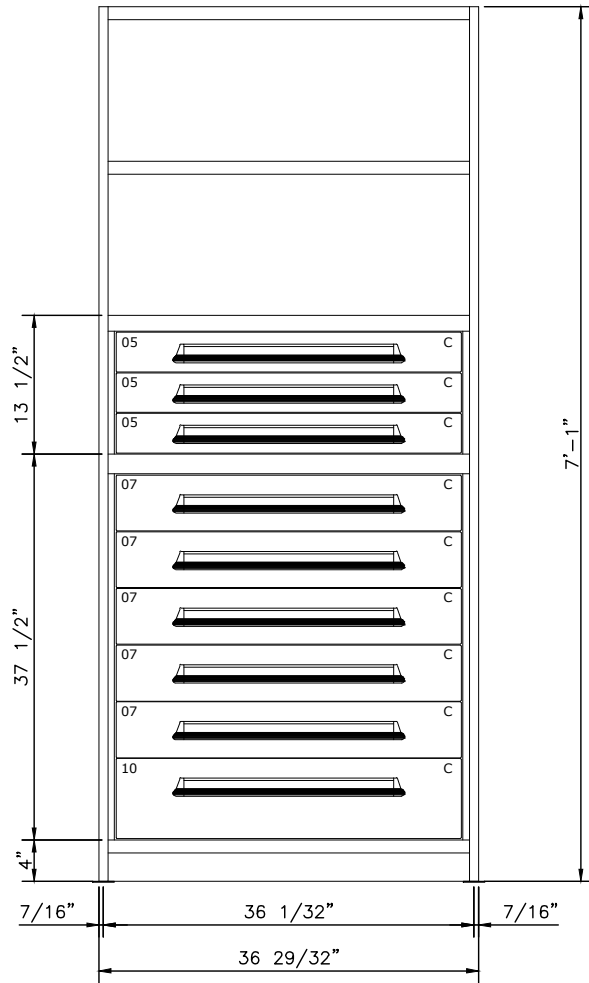
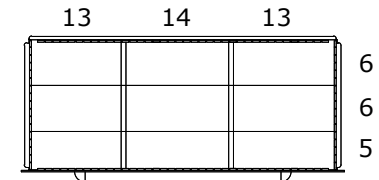
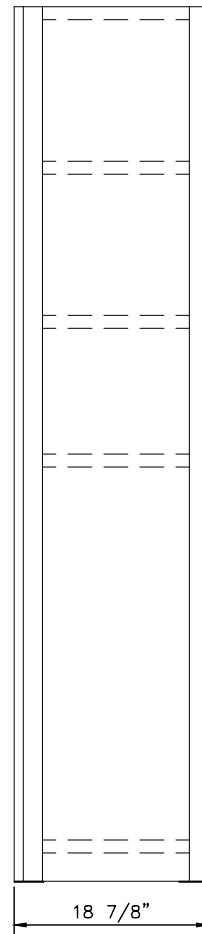


COMPARTMENT SIZE	3	4	5	6	7	8	9	10	11	12	13	14	15	16
DIMENSION (CLEAR)	1 $\frac{7}{8}$ "	2 $\frac{11}{16}$ "	3 $\frac{1}{2}$ "	4 $\frac{1}{4}$ "	5 $\frac{1}{16}$ "	5 $\frac{7}{8}$ "	6 $\frac{11}{16}$ "	7 $\frac{1}{2}$ "	8 $\frac{1}{4}$ "	9 $\frac{1}{16}$ "	9 $\frac{7}{8}$ "	10 $\frac{11}{16}$ "	11 $\frac{1}{2}$ "	12 $\frac{1}{4}$ "



36" x 18" CLOSED SHELVING STARTER
 BEADED POST AT FRONT
 W/ 22GA. BOX SHELVES
 500 LBS. CAPACITY PER SHELF
 400 LBS. CAPACITY PER DRAWER



DRAWER LAYOUT "C"
 9 COMPARTMENTS

PART NUMBER OPTIONS:

J115035 = PRE-ENGINEERED STARTER UNIT
J115035A = PRE-ENGINEERED ADD-ON UNIT

DRAWER NUMBER	04	05	06	07	08	09	10	11	12	13	14	15	16	17	18
USABLE HEIGHT	2 $\frac{1}{4}$ "	3"	3 $\frac{7}{8}$ "	4 $\frac{5}{8}$ "	5 $\frac{3}{8}$ "	6 $\frac{1}{4}$ "	7"	7 $\frac{3}{4}$ "	8 $\frac{1}{2}$ "	9 $\frac{3}{8}$ "	10 $\frac{1}{8}$ "	10 $\frac{7}{8}$ "	11 $\frac{3}{4}$ "	12 $\frac{1}{2}$ "	13 $\frac{1}{4}$ "
FRONT HEIGHT	3 $\frac{1}{16}$ "	3 $\frac{7}{8}$ "	4 $\frac{5}{8}$ "	5 $\frac{7}{16}$ "	6 $\frac{3}{16}$ "	7"	7 $\frac{3}{4}$ "	8 $\frac{9}{16}$ "	9 $\frac{3}{8}$ "	10 $\frac{1}{8}$ "	10 $\frac{7}{8}$ "	11 $\frac{3}{4}$ "	12 $\frac{1}{2}$ "	13 $\frac{5}{16}$ "	14 $\frac{1}{16}$ "

LYON			P.O. Box 671 AURORA, IL 60507-0671 PHONE: 1-800-323-0082 www.lyonworkspace.com		
<small>NOTICE: THIS DOCUMENT IS CONFIDENTIAL AND PROPRIETARY. NO PART OF THIS DOCUMENT MAY BE DISCLOSED IN ANY MANNER TO A THIRD PARTY WITHOUT PRIOR WRITTEN CONSENT OF LYON L.L.C.</small>					
DATE	DRAWN BY	CHECKED BY			
03-23-2020	DB	.			
DESCRIPTION					
PRE-ENGINEERED MODULAR DRAWERS IN SHELVING (9) DRAWERS (81) COMPARTMENTS					
SHEET	DRAWING NUMBER	REV			
1	J115035	1			