

STANDARD STEEL LOCKERS

Lyon has long been America's leading manufacturer of a complete line of quality lockers and accessories for schools, hospitals, and industry. Lyon lockers include:

- Recessed handle standard
- Secure latching system increases the break-in protection compared to existing locker latching systems
- Nylon lockbar glides quiet door operations
- All door frame corners are lapped and welded to form a strong, rigid assembly
- All one-piece locker door construction from prime, high-grade Class 1 16-gauge steel for extra strength and durability
- One piece, top-to-bottom 16-gauge steel door-strike on all lockers for strength and security
- Single-Tier Lockers includes a separate shelf space for books, electronics, lunches, etc.
- 6" Louvers

● DD - Dove Gray

Alternate color selections only include the door and frame assembly. Interior components including; tops, bottoms, sides, backs, and shelves will be painted putty.

Dove Gray and Putty Lockers from stock will include matching interior components.



ADA REQUIREMENTS for lockers.

Note, sticker is 4" x 4:

- Doors must be able to be opened without a twisting or clasp motion. The standard test for compliance is if the door can be opened with closed fingers.

A recessed handle with a lockbar or single point is compliant.

- The locker bottom must be a minimum of 15" from the finished floor. This is accomplished by locating a shelf 12" from the bottom of the locker. Additional shelves can be purchased separately, contact Lyon Customer Service. The shelf is acceptable as the locker bottom and when the locker is placed on a minimum 3" base the shelf/bottom is a minimum of 15" from the finished floor.

- The locker shelf or hooks can not exceed 48" from the finished floor. The shelf and hooks can be relocated during set-up.

Contact Lyon Customer Service for more ADA product specs, and project support on choosing the best locker solution for your project.



W x D x H (per locker opening)	Overall Size with 6" Legs W x D x H	No. of Frames	No. of Openings	Unassembled Cat. No.	Assembled Cat. No.
Single Tier					
12" x 12" x 60"	12" x 12" x 66"	1	1	5002*	5002SU
12" x 12" x 60"	36" x 12" x 66"	3	3	50023*	50023SU
12" x 15" x 60"	12" x 15" x 66"	1	1	5012*	5012SU
12" x 15" x 60"	36" x 15" x 66"	3	3	50123*	50123SU
12" x 18" x 60"	12" x 18" x 66"	1	1	5022*	5022SU
12" x 18" x 60"	36" x 18" x 66"	3	3	50223*	50223SU
12" x 12" x 72"	12" x 12" x 78"	1	1	5112*	5112SU
12" x 12" x 72"	36" x 12" x 78"	3	3	51123*	51123SU
12" x 15" x 72"	12" x 15" x 78"	1	1	5032*	5032SU
12" x 15" x 72"	36" x 15" x 78"	3	3	50323*	50323SU
12" x 18" x 72"	12" x 18" x 78"	1	1	5042*	5042SU
12" x 18" x 72"	36" x 18" x 78"	3	3	50423*	50423SU
15" x 18" x 72"	15" x 18" x 78"	1	1	5062*	5062SU
15" x 18" x 72"	45" x 18" x 78"	3	3	50623*	50623SU
18" x 18" x 72"	18" x 18" x 78"	1	1	5092*	5092SU
18" x 18" x 72"	54" x 18" x 78"	3	3	50923*	50923SU
18" x 21" x 72"	18" x 21" x 78"	1	1	5102	5102SU
18" x 21" x 72"	54" x 21" x 78"	3	3	51023	51023SU
Double Tier					
12" x 12" x 30"	12" x 12" x 66"	1	2	5242*	5242SU
12" x 12" x 30"	36" x 12" x 66"	3	6	52423*	52423SU
12" x 12" x 36"	12" x 12" x 78"	1	2	5202*	5202SU
12" x 12" x 36"	36" x 12" x 78"	3	6	52023*	52023SU
12" x 15" x 36"	12" x 15" x 78"	1	2	5212*	5212SU
12" x 15" x 36"	36" x 15" x 78"	3	6	52123*	52123SU
12" x 18" x 36"	12" x 18" x 78"	1	2	5222*	5222SU
12" x 18" x 36"	36" x 18" x 78"	3	6	52223*	52223SU
15" x 15" x 36"	15" x 15" x 78"	1	2	5252*	5252SU
15" x 15" x 36"	45" x 15" x 78"	3	6	52523*	52523SU
Triple Tier					
12" x 15" x 24"	12" x 15" x 78"	1	3	5283	5283SU
12" x 15" x 24"	36" x 15" x 78"	3	9	52833	52833SU

STANDARD STEEL LOCKERS

Provide high density storage for individual belongings and supplies. Great in classrooms, laboratories, gymnasiums, sports and recreational facilities, and more.

- Pull Handles with built-in padlock loop are standard on multiple tier lockers. Optional roll point catch available.
- Doors with built-in locks have no pulls
- Door frame corners are overlapped and welded for strength
- 6" legs – rear legs are adjustable for leveling
- 3" louvers for ventilation

● DD - Dove Gray



Additional colors are available upon request

Alternate color selections only include the door and frame assembly. Interior components including: tops, bottoms, sides, backs, and shelves will be painted putty.

Dove Gray and Putty Lockers from stock will include matching interior components.

	W x D x H (per locker opening)	Overall Size with 6" Legs W x D x H	No. of Frames	No. of Openings	Unassembled Cat. No.	Assembled Cat. No.
Four Tier	12" x 12" x 12"	12" x 12" x 54"	1	4	5352	5352SU
	12" x 12" x 12"	36" x 12" x 54"	3	12	53523	53523SU
Five Tier	12" x 12" x 12"	12" x 12" x 66"	1	5	5302	5302SU
	12" x 12" x 12"	36" x 12" x 66"	3	15	53023	53023SU
	12" x 15" x 12"	12" x 15" x 66"	1	5	5312	5312SU
	12" x 15" x 12"	36" x 15" x 66"	3	15	53123	53123SU
	15" x 15" x 12"	15" x 15" x 66"	1	5	5322	5322SU
	15" x 15" x 12"	45" x 15" x 66"	3	15	53223	53223SU
Six Tier	12" x 12" x 12"	12" x 12" x 78"	1	6	5332*	5332SU
	12" x 12" x 12"	36" x 12" x 78"	3	18	53323*	53323SU
	12" x 15" x 12"	12" x 15" x 78"	1	6	5342	5342SU
	12" x 15" x 12"	36" x 15" x 78"	3	18	53423	53423SU
	12" x 18" x 12"	12" x 18" x 78"	1	6	5362*	5362SU
	12" x 18" x 12"	36" x 18" x 78"	3	18	53623*	53623SU

NOTE: In the interest of safety, Lyon strongly recommends that lockers be floor and/or wall anchored. See page 106 for important locker anchoring information.

Example


Order one **No. 5332** & receive this one section: **one frame wide (six locker openings).**



Order one **No. 53323** & receive this one section: **three frames wide (eighteen locker openings).**



Accessories and Related Products



See pages
106-107

LOCKERACK®

LockeRack®

- Provides coat storage and lock-up compartments for 16 people in approximately one square foot per person
- Door pulls serve as padlock hasps (padlocks not furnished)
- Built-in locks and number plates may be added (see page 106)
- Shipped assembled, or unassembled with frames and doors factory assembled
- Coat rod included
- Overall dimensions: 69"w x 18"d x 78"h
- Compartments are 12"w x 18"d x 12"h

No. 5990 – ships Unassembled

No. 5990SU – ships Assembled

● DD - Dove Gray



Four-Door Horizontal Section Mounts to wall

45"w x 18"d x 13-3/4"h

No. 5991CR – ships Unassembled

No. 5991CRSU – ships Assembled

ANTIMICROBIAL HEALTHCARE LOCKERS

Antimicrobial lockers are recommended for healthcare, food processing facilities, and educational facilities of all types.

Antimicrobial steel lockers provide continuous, residual protection against the touch transfer of bacteria on the locker surface, as well as colonization of mold and bacteria in locker corners, seams and on hidden surfaces behind and under the locker.

- Antimicrobial advanced powder technology
- 20+ years of antimicrobial protection
- Single and double tier openings
- Other sizes available upon request

● UG - Antimicrobial Monorail Gray
Additional colors are available upon request

Antimicrobial Lockers Feature:

- Antimicrobial coating
- Recessed handles
- Smooth fronts (no louvers)
- Sloping tops and E-Zee™ style locker base



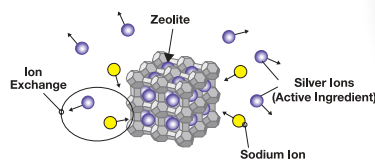
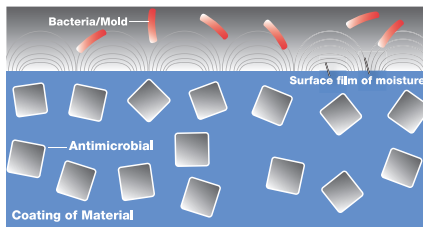
	W x D x H (per locker opening)	Overall Height with Slope Top and E-Zee™ Base W x D x H*	No. of Frames	No. of Openings	Unassembled Cat. No.	Assembled Cat. No.	Storage
Single Tier	15" x 18" x 72"	15" x 18" x 82"	1	1	UGRNS5062H	UGRNS5062HSU	1 coat rod, 1 shelf, and 3 single prong hooks
	15" x 18" x 72"	45" x 18" x 82"	3	3	UGRNS50623H	UGRNS50623HSU	
	18" x 18" x 72"	18" x 18" x 82"	1	1	UGRNS5092H*	UGRNS5092HSU	
	18" x 18" x 72"	54" x 18" x 82"	3	3	UGRNS50923H	UGRNS50923HSU	
Double Tier	12" x 12" x 36"	12" x 12" x 80"	1	2	UGRNS5202H*	UGRNS5202HSU	3 single prong hooks and 1 double prong hook per opening
	12" x 12" x 36"	36" x 12" x 80"	3	6	UGRNS52023H	UGRNS52023HSU	
	12" x 18" x 36"	12" x 18" x 82"	1	2	UGRNS5222H*	UGRNS5222HSU	
	12" x 18" x 36"	36" x 18" x 82"	3	6	UGRNS52223H	UGRNS52223HSU	

*NOTE: E-Zee™ Base ships unassembled. Some easy assembly is required.

NOTE: In the interest of safety, Lyon strongly recommends that lockers be floor and/or wall anchored. See page 106 for important locker anchoring information.

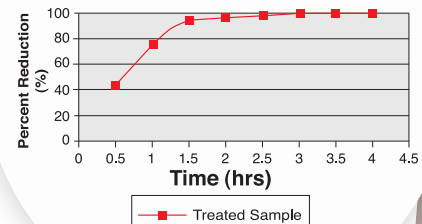
How Does it Work?

Any moisture triggers the controlled release of powerful silver ions (see charts) to provide superior antimicrobial protection for decades. The antimicrobial compound is completely inorganic, less toxic than ordinary table salt, less irritating than talcum powder, and has been approved by the EPA, FDA and NSF for medical devices and food contact applications.



Antimicrobial Performance

% Reduction of Bacteria vs. Time



Tests conducted on epoxy coated stainless steel

STANDARD STEEL LOCKER ACCESSORIES

Anchoring Systems

Important: In the interest of safety, Lyon strongly recommends that lockers be floor and/or wall anchored.



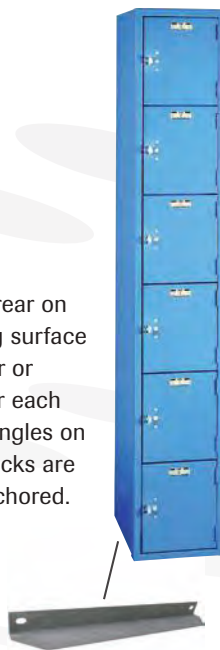
Anchoring Angle

For Lockers Without Legs

Locker Anchoring Angles (running from front to rear on the inside bottom of the locker) provide a bearing surface for the fasteners which are connected to the floor or locker base. Order one locker anchoring angle for each end of a row, plus sufficient quantity to provide angles on 36" centers. On single-row installations where backs are against a wall, lockers should be suitably wall anchored.

- No. 5872** - For 12"d lockers - 10 pack
- No. 5873** - For 15"d lockers - 10 pack
- No. 5874** - For 18"d lockers - 10 pack
- No. 5875** - For 21"d lockers - 10 pack

For more details - see assembly instructions packed with lockers.



Locker Foot




For Lockers With Legs

When backs are exposed (free-standing) a locker foot is recommended for all locker legs. When backs are against a wall and suitably wall anchored, locker feet are recommended on front legs only.

- No. 5870** - 10 pack

Touch-up Paint

For fast, easy touch-ups. Choose 12 oz. spray can.

-  Dove Gray **No. DD7003**
-  Putty **No. PP7003**
-  Wedgewood Blue **No. BB7003**

Additional touch-up spray can colors are available, see page 115.

Number Plates

- Etched black figures on aluminum plate
 - Numbers stocked from 1 to 999
- Size: 2-3/4"w x 1"h

(Must be purchased in addition to locker order).

For Lockers and Baskets **No. 5829**



Lock Options

Can be used with all locker handles, and retrofitted to existing installations.

Flat-Key Locks - Same lock fits all Lyon Lockers except Personal Effects & ExchangeMaster®. Easy to install and furnished with two keys. **No. 7020**

Built-in Combination Locks and Combination Padlocks -

Five combinations per lock with master key for emergency access. For use with Tamper Guard Handles, Single Point Latching Systems, Recessed Handles and Pull Handles.

**Locks are imported.*



**Zephyr Keyed
Built-in
Combination
Lock**



**Flat-Key
Locks**



**Zephyr Keyed
Combination
Padlock**

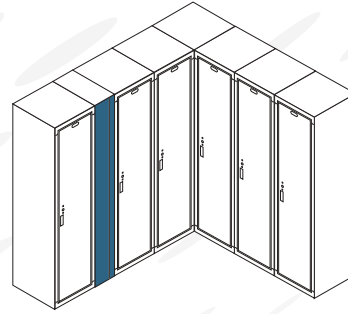
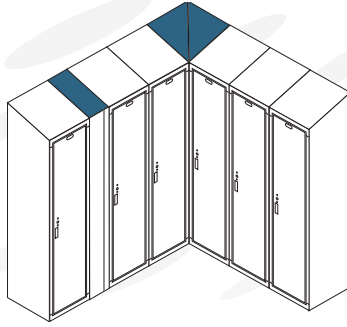
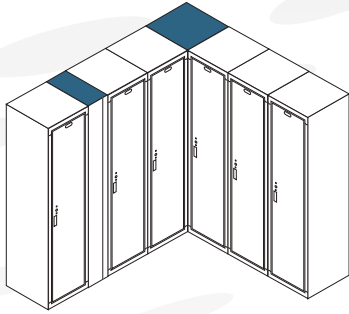
STANDARD STEEL LOCKER ACCESSORIES

Top and Front Fillers

Used to close space between two lockers when obstruction prevents installation of a locker. Can be furnished on flat or sloping tops.

DD - Dove Gray

Additional colors are available upon request



Flat Top Fillers

W x D	Cat. No.
For Corners	
12" x 12"	5900
15" x 15"	5901
18" x 18"	5902
21" x 21"	5898
For Tops of Lockers	
9-1/2" x 12"	5922
9-1/2" x 15"	5923
9-1/2" x 18"	5924
15-1/2" x 12"	5925
15-1/2" x 15"	5926
15-1/2" x 18"	5927

Sloping Top Fillers

W x D	Cat. No.
For Corners	
12" x 12"	5903
15" x 15"	5904
18" x 18"	5905
21" x 21"	5899
For Tops of Lockers	
9-1/2" x 12"	5916
9-1/2" x 15"	5917
9-1/2" x 18"	5918
15-1/2" x 12"	5919
15-1/2" x 15"	5920
15-1/2" x 18"	5921

Front Expansion Fillers

W x D	Cat. No.
For Lockers With 6" Legs	
7-1/2"w x 66"h	5906
7-1/2"w x 78"h	5907
13-1/2"w x 66"h	5910
13-1/2"w x 78"h	5911
For Lockers Without Legs	
7-1/2"w x 60"h	5912
7-1/2"w x 72"h	5913
13-1/2"w x 60"h	5914
13-1/2"w x 72"h	5915

Individual Slope-Top Kits

Quickly convert standard flat top steel lockers into sloping-top lockers. Includes hardware and instructions.

Slope-Top Kits include:

- tops and ends
- interim supports

Slope-Top Bulk Pack consist of:

- 40 slope tops
- 40 interim supports



Sizes W x D	Kits		Bulk Packages	
	Cat. No.	Cat. No.	Cat. No.	Cat. No.
	1-Wide	3-Wide	Tops (40 Pack)	Pair of Ends (20 Pack)
12" x 12"	58301*	5830	5841	5842
12" x 15"	58311*	5831	5846	5847
12" x 18"	58321*	5832	5851	5852
15" x 15"	58331*	5833	5856	5847
15" x 18"	58341*	5834	5861	5852
18" x 18"	58351*	5835	5866	5852
18" x 21"	58361	5836	-	-

Bulk pack ends (20 pairs) must be ordered separately.

Note: Lockers with Integral Sloping Tops are available from manufacturing schedules at a slight additional cost.

Not designed for use on welded lockers.

Closed Style Bases

Quickly attach without tools to lockers with 6" legs.

For Standard Lockers.

Front Bases

One Pack

No. 5800-1• – 12"w x 6"h

No. 5801-1• – 15"w x 6"h

No. 5802-1• – 18"w x 6"h

Three Packs

No. 5800-3• – 12"w x 6"h

No. 5801-3• – 15"w x 6"h

No. 5802-3• – 18"w x 6"h



End Bases

Only required at exposed ends.

Pack of 2

No. 5803• – 12"d x 6"h

No. 5804• – 15"d x 6"h

No. 5805• – 18"d x 6"h

No. 5806 – 21"d x 6"h