

LYON®

AUTOMOTIVE SERVICE AND PARTS STORAGE SOLUTIONS

Project
Management

Layout and
Design Expertise

Equipment
Solutions



TYPICAL AUTOMOTIVE PARTS DEPARTMENT

Hood & Body Parts Storage




GETTING THE MOST OUT OF YOUR PARTS DEPARTMENT

Lyon's complete line of parts storage equipment gives you the ability to accomplish all of the following:

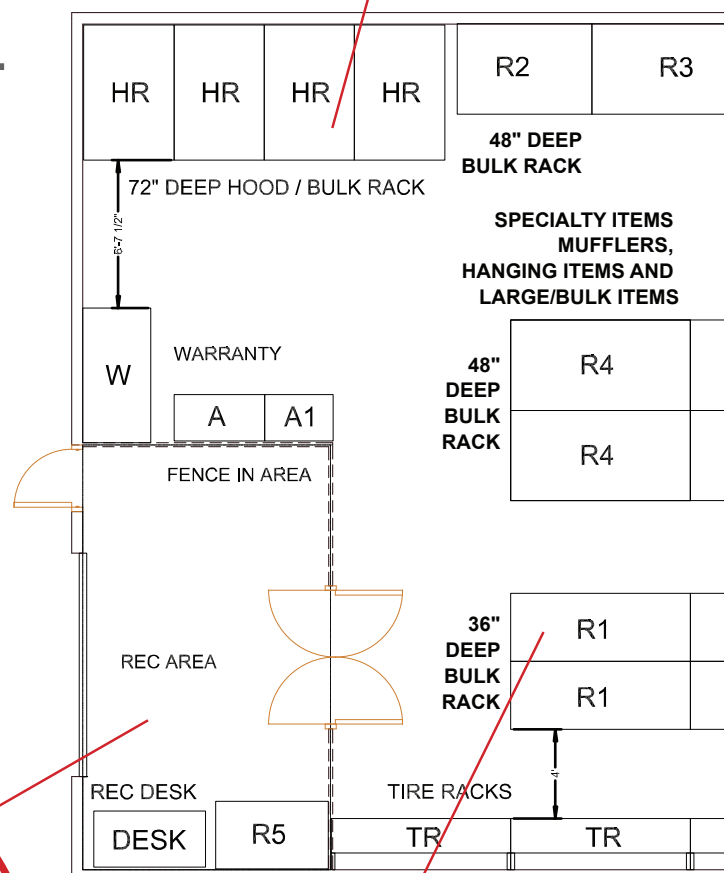
- Cut cost by reducing the amount of space required to store parts
- Eliminate wait time for techs by pulling orders quickly
- Optimize inventory and stay organized



Deck-Over Shelving, Catwalk Systems, and Mezzanines Available




Night Drop Shipping and Receiving



Bulk Rack



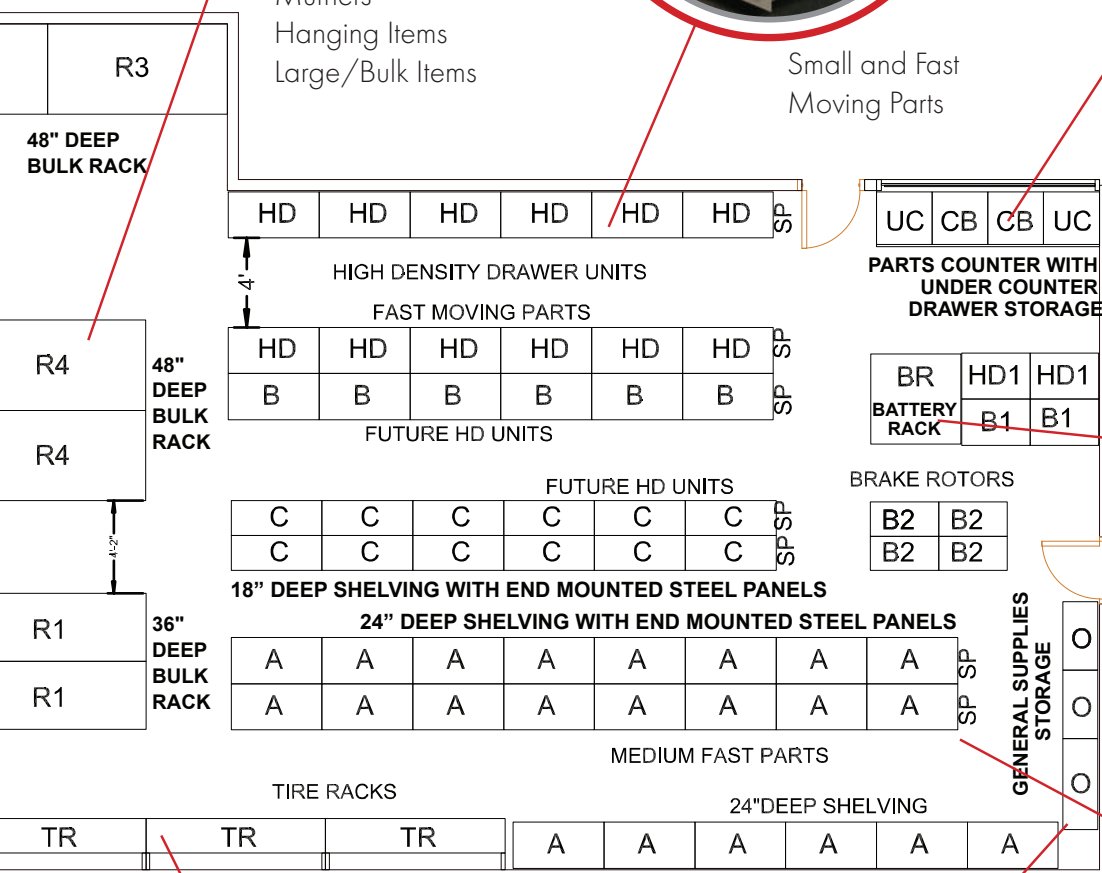
Specialty Items:
Mufflers
Hanging Items
Large/Bulk Items



Small and Fast
Moving Parts



Tech Counter with
Under Counter
Drawer Storage



Battery Rack



Heavy-Duty Units for
Brake Rotor Storage



Tire Storage



General Supplies
and Storage



2000 SERIES SHELVING

- 36" or 48" wide and 18" or 24" deep
- Shelves are adjustable on 1.5" centers to accommodate different height items
- Easily add or remove shelves as needed to optimize your storage



CLOSED SHELVING

Closed shelving with beaded posts offer ample storage for small parts while also allowing clear shelf access. Install shelving back-to-back to create aisles within the department.



OPEN SHELVING

Open shelving with angle posts are the most economical option. Add plastic bin storage to create a Pre-pick unit. Quick access helps eliminate wait time for service orders making technicians and parts departments more efficient.



SMALL & MEDIUM PARTS STORAGE

MODULAR DRAWERS IN SHELVING

Lyon modular drawers in shelving combine the strength of a modular drawer with the adjustability of a shelving unit.

Closed shelving with beaded posts offer ample storage for small parts while also allowing clear shelf access.

Modular Drawers can be positioned within the shelving unit where needed. Additional drawers can also be added to a unit in the future.



MODULAR DRAWERS

- 400 lb capacity drawers
- Full extension drawers extend 110%
- Adjustable layout kits can be reconfigured to meet changing storage requirements
- Drawer handles include labels to help keep your parts and tools organized



MODULAR DRAWER CABINETS

Lyon modular drawer cabinets are available in multiple heights and widths. There are almost infinite combinations of drawer heights, dividers and partitions to meet any requirement.

- Units ship fully assembled and ready for use
- Units can be moved fully loaded – no disassembly required
- Integrates with overhead cabinets to accommodate bulkier items



MULTIPLE SHELVING LAYOUTS

Multiple shelving styles, sizes and capacities are available to meet your requirements and your budget.

Lyon can help layout and design the best shelving configuration for your space.

- Multi-Level Shelving
- Deck-Over Shelving
- Mezzanine



BOLTLESS RIVET RACK

Rivet rack provides a lot of flexibility and capacity at an affordable price. Levels can be easily adjusted without any tools.

- Shelf levels up to 48" deep and 96" wide
- Adjust levels on 1.5" centers
- Access shelves from front and back of unit
- Decking options include wood, wire, duradeck, or solid steel decking

LARGE & BULKY ITEM STORAGE

BULK STORAGE RACK

Bulk storage rack offers additional decking options and capacities for large, heavy, hand loaded items

- One piece welded rack ends
- Levels up to 48" deep and 96" wide
- Up to 3,000 lbs per level capacity
- Adjust levels on 1.5" centers
- Decking options include wood, wire, ribbed, duradeck, or solid steel decking



PALLET RACK

For dealerships specializing in trucks and heavy-duty equipment where many items are too large for hand loaded racking.

- Welded one-piece uprights available up to 240" high and 48" deep
- Beam lengths up to 144" wide
- Wire or solid steel decking options available



GRAVITY FLOW BATTERY RACK

Gravity flow rack is available with rivet rack or bulk storage rack uprights and beams. Offset wire decking levels with a back higher than the front allows items to always be available on the front of the rack.

Sizes: 48" w x 36" d x 72" h

48" w x 36" d x 84" h

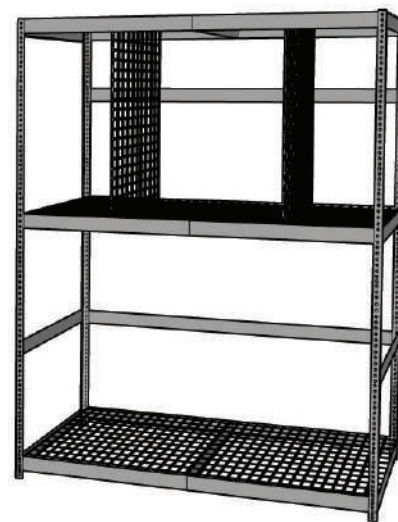


TIRE / WHEEL STORAGE RACK

Storage racks are an excellent way to store tires and wheels vertically instead of in piles and stacks.

Tire racks can be constructed from bulk storage rack or rivet rack.

Size: 60" w x 18" d x 84" h



VERTICAL ITEM STORAGE

Constructed from rivet rack, this vertical item storage rack is available with two or four dividers. This rack provides ideal storage for fenders, bumpers, and other parts that are best stored vertically.

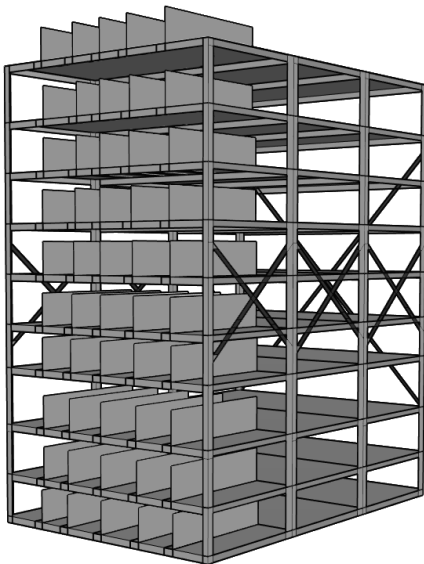
Sizes: 72" w x 36" d x 96" h

72" w x 48" d x 96" h

SPECIALTY ITEMS STORAGE

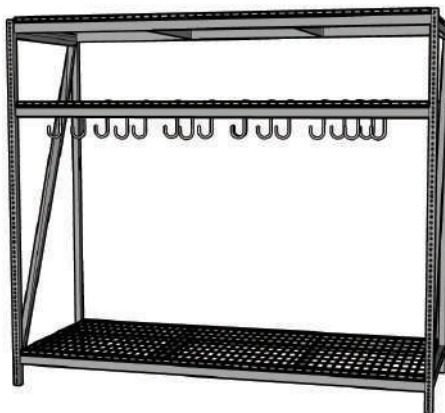
MOLDING RACK

Constructed from three sets of 2000 series open angle shelving units. The units are bolted front-to-back to create a single unit with heavy-duty shelves. 50 sliding dividers allow you to easily keep your items organized. Size: 48" x 72" d x 85" h



HANGING RACK

The hanging storage rack is constructed from bulk storage rack. The three levels include wire decking. The included 'S' hooks easily attach to the wire decking allowing you to hang items that cannot be stored flat. Size: 96" w x 36" d x 96" h



HOOD RACK

Constructed from rivet rack, the Hood Rack creates ideal storage for bulky items such as hoods and doors. Levels are available with either wire or particle board decking. Sizes: 48" w x 48" d x 96" h
48" w x 60" d x 96" h





ALL-WELDED STORAGE CABINETS

These heavy-duty cabinets feature 14-gauge steel construction and lockable doors. Shelves hold up to 1,450 lbs each and are adjustable on 3" centers. The 4" h legs keep the cabinet away from moisture and allow for cleaning. Cabinets can be moved fully loaded.

Cabinets are available with several configurations including full-width shelves, combination units, and bin storage.

Ventilated cabinets feature diamond perforated doors allowing additional airflow inside the cabinet while keeping items secure.

Clearview cabinets feature 3/16" thick Lexan door inserts to allow maximum visibility.

The mobile cabinet includes 6" h casters and a handle allowing you to easily maneuver the cabinet around your facility.

BODY SHOP AND DETAILING



WORKBENCHES

Our line of workbenches are designed specifically for automotive service departments. Our adjustable height workbench creates customizable working heights within a 12-inch range, while our heavy-duty workbench can withstand even the toughest jobs. Cabinet workbenches provide ample storage for tools and parts.

Workbenches are available with various work surface options and in 48", 60", and 72" widths.



TEAR DOWN BENCH

The transmission tear down bench provides a work space that can help keep fluids in check. The heavy-duty casters and handle allow you to easily move the bench around your facility. The top shelf features a drain in the middle. Add the optional stainless steel insert (shown) for easy cleaning.

The middle shelf holds a catch pan to safely collect fluids. The bottom shelf provides storage space for frequently needed tools. Available in 48" and 60" widths.

LYON[®]

FIND MORE STORAGE SOLUTIONS

PO Box 671, Aurora, IL 60507-0671

p: 800-323-0082 | 630-892-8941

e: automotive@lyonworkspace.com

lyonworkspace.com/auto

Equipment
Recommendations

Complimentary Layout
and Design Services

Turnkey Project
Management

