

Locker Accessories

SLOPE TOP

Easily add a sloping top to your existing flat top lockers. Sloping tops help prevent items from being stacked on top of the lockers and keeps the area looking tidy.

INDIVIDUAL SLOPE TOP KITS are available to fit over each locker frame. 1-wide kits include one top and two sloped end panels. 3-wide kits include three tops, two interim supports, and two end panels.

CONTINUOUS SLOPING HOODS are available in 5 ft sections with interim supports to offer a smoother look. End panels should be ordered as needed.



RECESS TRIM

Corridor lockers recessed into a wall can save a lot of space in a busy hallway. Adding a recess trim helps cover the rough wall opening and creates a clean and finished look.

Horizontal top trim pieces are 2-3/4" high and available in 5 ft sections. Each top trim piece includes a splice cap. These splice caps are used to cover the seam between two joining pieces of trim.

The vertical end trim pieces should be ordered to match the height of the locker frame. Each end trim piece is 2-3/4" wide.

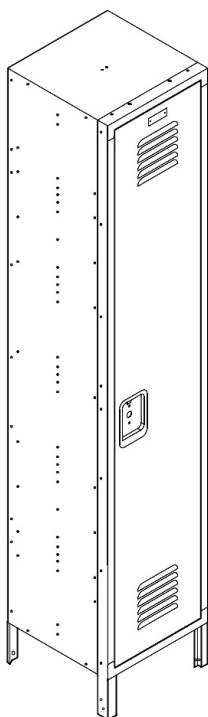
END PANELS

End panels are easily installed on the exposed ends of lockers for increased durability and an enhanced appearance.

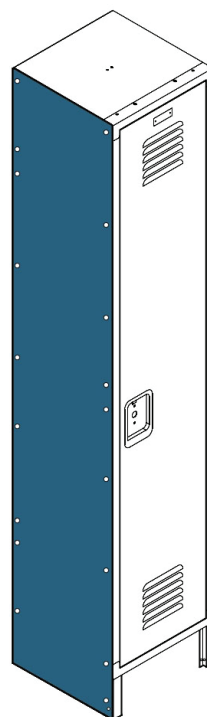
STANDARD SIDE SHEET included with a locker is pre-punched for several shelf adjustment heights.

END COVER PANELS are punched only as required to attach over the side sheet. These panels only show vertical frame bolt heads.

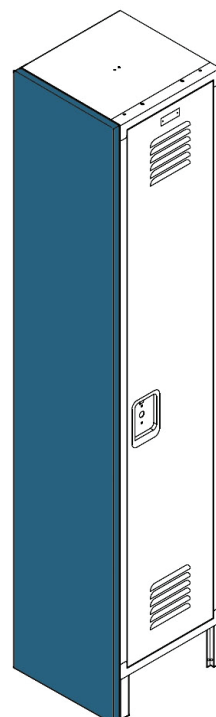
END FINISH PANELS attach over the side sheet and are secured into place from inside the locker so no bolt heads are exposed.



STANDARD SIDE SHEET



END COVER PANEL



END FINISH PANEL

Locker Accessories

CLOSED BASES FOR LOCKERS WITH 6" H LEGS

Easily add closed bases to Lyon's standard steel lockers with 6" h legs. Closed bases prevent items from rolling beneath the lockers.

FRONT BASES quickly snap into place without tools! Lyon stocks standard sizes in 1 or 3 packs in Dove Gray and Putty. Front bases should be ordered to match the width of the locker frame.


END BASES install without tools by sliding into place between the front and rear legs of the locker. Lyon stocks standard sizes in packs of 2 in Dove Gray and Putty. End bases should be ordered to match the depth of the locker.

Additional pack sizes and color options for larger projects are also available.





4" H BASES FOR LOCKERS WITHOUT LEGS

Add extra space below the locker door and the floor by adding one of Lyon's 4" h base options.



"Z" TYPE BASES offer added toe space and effective support using rugged 14 gauge steel. Available in 6 ft lengths. Closed ends available for single or double row installation.

"KITCHEN CABINET STYLE" BASES give a smooth unbroken appearance. A front and rear base offer additional support under the lockers. Ideal for single row locker installations.



ALUMINUM NUMBER PLATES

Aluminum number plate features 1/2" h black numbers. Standard numbers available 1-999. Contact Lyon for special number or letter sequence options.

LOCK OPTIONS

A variety of lock options are available for all locker handles and can be retrofitted to existing installations.

