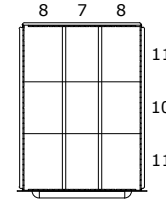


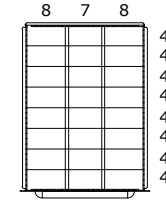
COMPARTMENT SIZE	3	4	5	6	7	8	9	10	11	12	13	14	15	16
DIMENSION (CLEAR)	1 $\frac{7}{8}$ "	2 $\frac{11}{16}$ "	3 $\frac{1}{2}$ "	4 $\frac{1}{4}$ "	5 $\frac{1}{16}$ "	5 $\frac{7}{8}$ "	6 $\frac{11}{16}$ "	7 $\frac{1}{2}$ "	8 $\frac{1}{4}$ "	9 $\frac{1}{16}$ "	9 $\frac{7}{8}$ "	10 $\frac{11}{16}$ "	11 $\frac{1}{2}$ "	12 $\frac{1}{4}$ "

PART NUMBER OPTIONS;

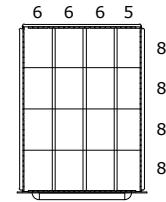
- S35223010140L= SINGLE DRAWER ACCESS / NO LAYOUTS**
- S3522301014IL = SINGLE DRAWER ACCESS / LAYOUTS FACTORY INSTALLED**
- M35223010140L = MULTIPLE DRAWER ACCESS / NO LAYOUTS**
- M3522301014IL = MULTIPLE DRAWER ACCESS / LAYOUTS FACTORY INSTALLED**
- N35223010140N = NO LOCKING SYSTEM / NO LAYOUTS**
- N3522301014IN = NO LOCKING SYSTEM / LAYOUTS FACTORY INSTALLED**



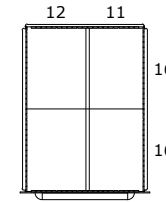
DRAWER LAYOUT "0C"
9 COMPARTMENTS



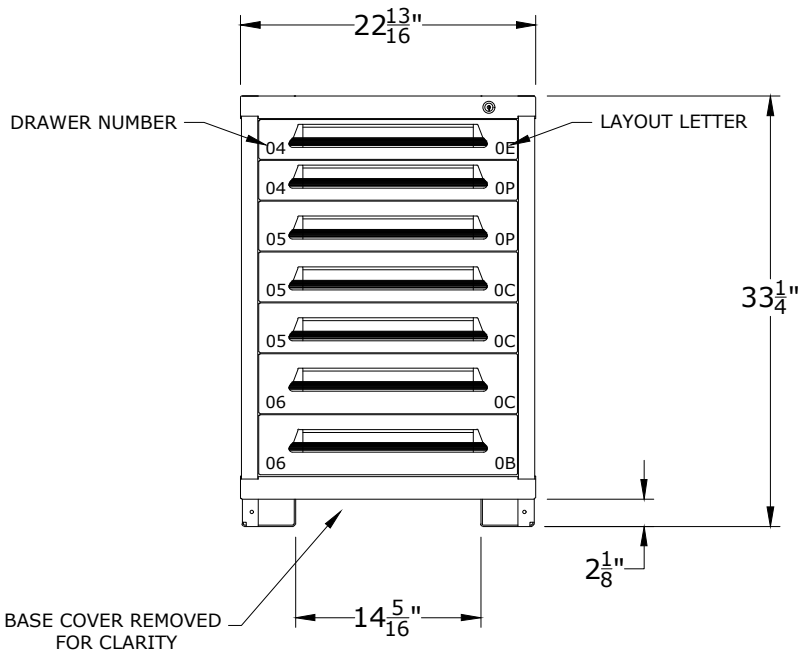
DRAWER LAYOUT "0E"
24 COMPARTMENTS



DRAWER LAYOUT "0P"
16 COMPARTMENTS



DRAWER LAYOUT "0B"
4 COMPARTMENTS



CABINET DEPTH @ 28-1/4" w/
FULL EXTENSION, 450lb. CAPACITY DRAWERS
EACH @ 17-15/16"W x 25-1/8"D USABLE

*OTHER LOCK OPTIONS AVAILABLE, CONTACT FOR DETAILS

DRAWER NUMBER	04	05	06	07	08	09	10	11	12	13	14	15	16	17	18
USABLE HEIGHT	2 $\frac{1}{4}$ "	3"	3 $\frac{7}{8}$ "	4 $\frac{5}{8}$ "	5 $\frac{3}{8}$ "	6 $\frac{1}{4}$ "	7"	7 $\frac{3}{4}$ "	8 $\frac{1}{2}$ "	9 $\frac{3}{8}$ "	10 $\frac{1}{8}$ "	10 $\frac{7}{8}$ "	11 $\frac{3}{4}$ "	12 $\frac{1}{2}$ "	13 $\frac{1}{4}$ "

LYON P.O. Box 671
AURORA, IL 60507-0671
PHONE: 800-323-0082
www.lyonworkspace.com

NOTICE: THIS DOCUMENT IS CONFIDENTIAL AND PROPRIETARY. NO PART OF THIS DOCUMENT MAY BE DISCLOSED TO A THIRD PARTY WITHOUT THE PRIOR WRITTEN CONSENT OF LYON LLC

DATE 07/05/17	DRAWN BY JR	CHECKED BY DWW
------------------	----------------	-------------------

DESCRIPTION
**PRE-ENGINEERED CABINET
BENCH - SLENDER
(7) DRAWERS
(87) COMPARTMENTS**

SHEET	DRAWING NUMBER 3522301014	REV 1
-------	-------------------------------------	----------