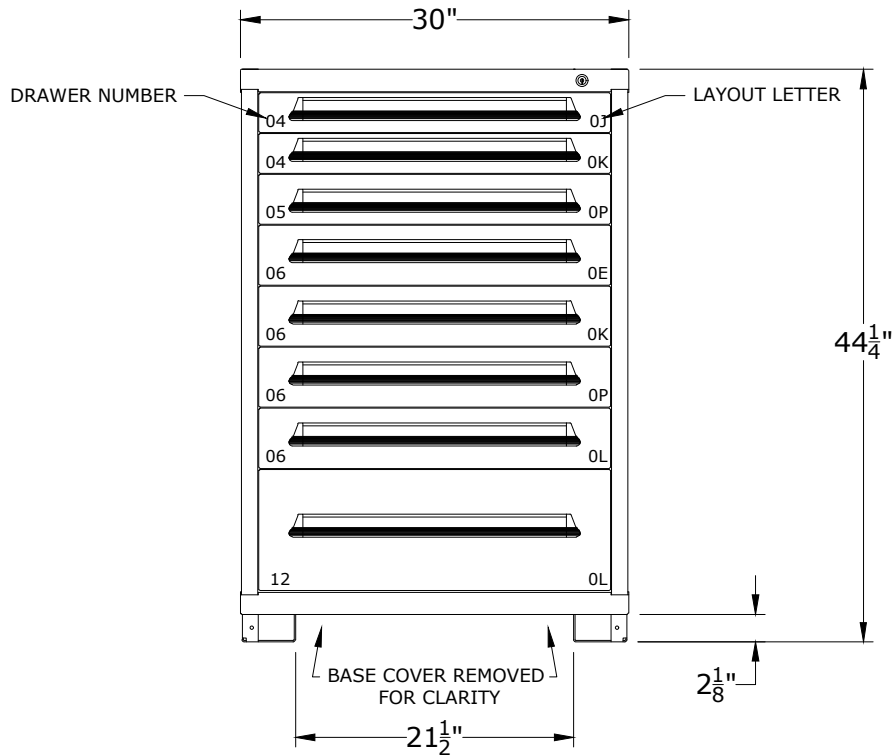


| | | | | | | | | | | | | | | |
|-------------------|-------------------|---------------------|-------------------|-------------------|--------------------|-------------------|---------------------|-------------------|-------------------|--------------------|-------------------|----------------------|--------------------|--------------------|
| COMPARTMENT SIZE | 3 | 4 | 5 | 6 | 7 | 8 | 9 | 10 | 11 | 12 | 13 | 14 | 15 | 16 |
| DIMENSION (CLEAR) | 1 $\frac{7}{8}$ " | 2 $\frac{11}{16}$ " | 3 $\frac{1}{2}$ " | 4 $\frac{1}{4}$ " | 5 $\frac{1}{16}$ " | 5 $\frac{7}{8}$ " | 6 $\frac{11}{16}$ " | 7 $\frac{1}{2}$ " | 8 $\frac{1}{4}$ " | 9 $\frac{1}{16}$ " | 9 $\frac{7}{8}$ " | 10 $\frac{11}{16}$ " | 11 $\frac{1}{2}$ " | 12 $\frac{1}{4}$ " |

PART NUMBER OPTIONS;

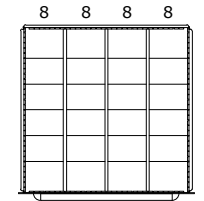
- S49303010050L** = SINGLE DRAWER ACCESS / NO LAYOUTS
- S4930301005IL** = SINGLE DRAWER ACCESS / LAYOUTS FACTORY INSTALLED
- M49303010050L** = MULTIPLE DRAWER ACCESS / NO LAYOUTS
- M4930301005IL** = MULTIPLE DRAWER ACCESS / LAYOUTS FACTORY INSTALLED
- N49303010050N** = NO LOCKING SYSTEM / NO LAYOUTS
- N4930301005IN** = NO LOCKING SYSTEM / LAYOUTS FACTORY INSTALLED



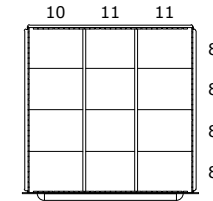
CABINET DEPTH @ 28-1/4" w/
FULL EXTENSION, 450lb. CAPACITY DRAWERS
EACH @ 25-1/8"W x 25-1/8"D USABLE

*OTHER LOCK OPTIONS AVAILABLE, CONTACT FOR DETAILS

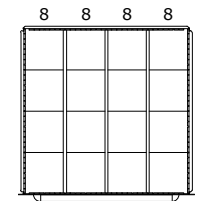
| | | | | | | | | | | | | | | | |
|---------------|-------------------|----|-------------------|-------------------|-------------------|-------------------|----|-------------------|-------------------|-------------------|--------------------|--------------------|--------------------|--------------------|--------------------|
| DRAWER NUMBER | 04 | 05 | 06 | 07 | 08 | 09 | 10 | 11 | 12 | 13 | 14 | 15 | 16 | 17 | 18 |
| USABLE HEIGHT | 2 $\frac{1}{4}$ " | 3" | 3 $\frac{7}{8}$ " | 4 $\frac{5}{8}$ " | 5 $\frac{3}{8}$ " | 6 $\frac{1}{4}$ " | 7" | 7 $\frac{3}{4}$ " | 8 $\frac{1}{2}$ " | 9 $\frac{3}{8}$ " | 10 $\frac{1}{8}$ " | 10 $\frac{7}{8}$ " | 11 $\frac{3}{4}$ " | 12 $\frac{1}{2}$ " | 13 $\frac{1}{4}$ " |



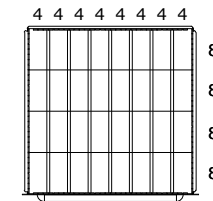
DRAWER LAYOUT "0E"
24 COMPARTMENTS



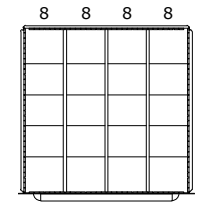
DRAWER LAYOUT "0L"
12 COMPARTMENTS



DRAWER LAYOUT "0P"
16 COMPARTMENTS



DRAWER LAYOUT "0J"
32 COMPARTMENTS



DRAWER LAYOUT "0K"
20 COMPARTMENTS

LYON P.O. Box 671
AURORA, IL 60507-0671
PHONE: 800-323-0082
www.lyonworkspace.com

NOTICE: THIS DOCUMENT IS CONFIDENTIAL AND PROPRIETARY. NO PART OF THIS DOCUMENT MAY BE DISCLOSED TO A THIRD PARTY WITHOUT THE PRIOR WRITTEN CONSENT OF LYON LLC

| | | |
|------------------|----------------|-------------------|
| DATE 07/06/17 | DRAWN BY JR | CHECKED BY DWV |
|------------------|----------------|-------------------|

DESCRIPTION
**PRE-ENGINEERED CABINET
COUNTER - STANDARD
(8) DRAWERS
(152) COMPARTMENTS**

| | | |
|-------|------------------------------|----------|
| SHEET | DRAWING NUMBER 4930301005 | REV 1 |
|-------|------------------------------|----------|