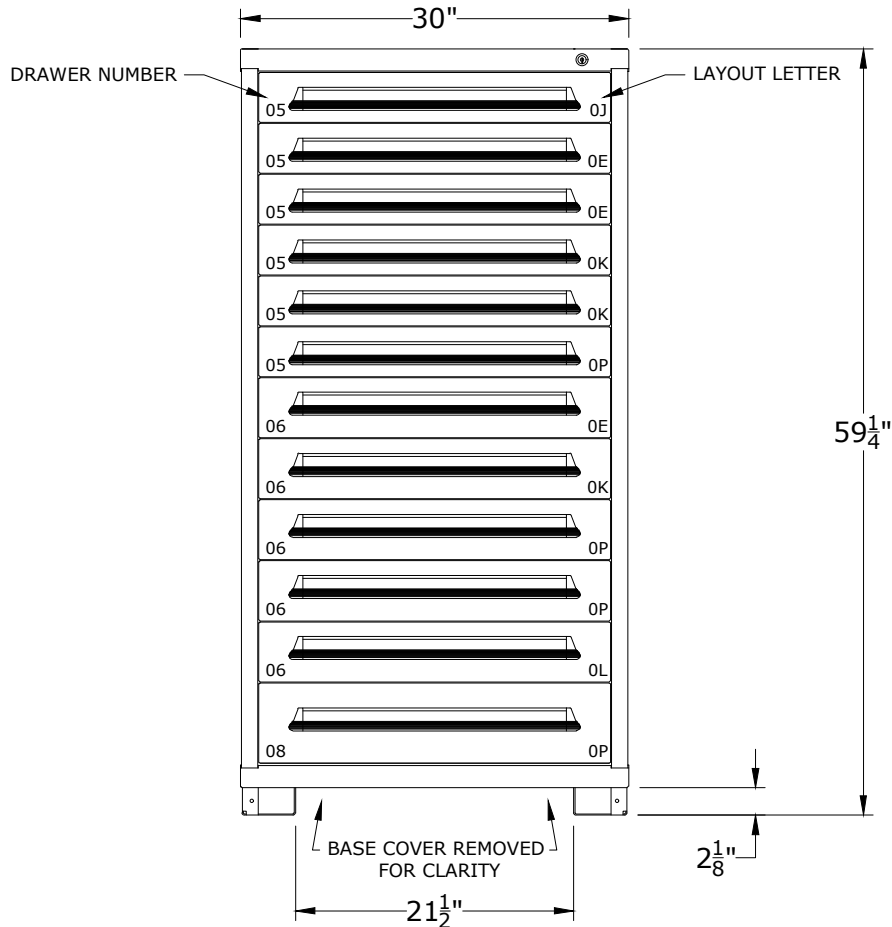


PART NUMBER OPTIONS;

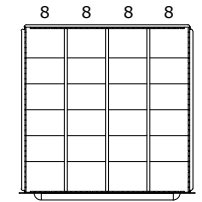
COMPARTMENT SIZE	3	4	5	6	7	8	9	10	11	12	13	14	15	16
DIMENSION (CLEAR)	1 7/8"	2 11/16"	3 1/2"	4 1/4"	5 1/16"	5 7/8"	6 11/16"	7 1/2"	8 1/4"	9 1/16"	9 7/8"	10 11/16"	11 1/2"	12 1/4"

- S68303010050L = SINGLE DRAWER ACCESS / NO LAYOUTS**
- S68303010051L = SINGLE DRAWER ACCESS / LAYOUTS FACTORY INSTALLED**
- M68303010050L = MULTIPLE DRAWER ACCESS / NO LAYOUTS**
- M68303010051L = MULTIPLE DRAWER ACCESS / LAYOUTS FACTORY INSTALLED**
- N68303010050N = NO LOCKING SYSTEM / NO LAYOUTS**
- N68303010051N = NO LOCKING SYSTEM / LAYOUTS FACTORY INSTALLED**

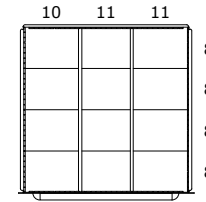


CABINET DEPTH @ 28-1/4" w/
FULL EXTENSION, 450lb. CAPACITY DRAWERS
EACH @ 25-1/8"W x 25-1/8"D USABLE

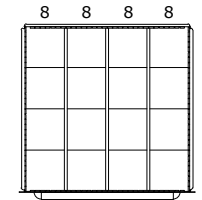
*OTHER LOCK OPTIONS AVAILABLE, CONTACT FOR DETAILS



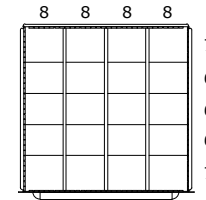
DRAWER LAYOUT "0E"
24 COMPARTMENTS



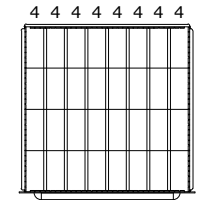
DRAWER LAYOUT "0L"
12 COMPARTMENTS



DRAWER LAYOUT "0P"
16 COMPARTMENTS



DRAWER LAYOUT "0K"
20 COMPARTMENTS



DRAWER LAYOUT "0J"
32 COMPARTMENTS

LYON P.O. Box 671
AURORA, IL 60507-0671
PHONE: 800-323-0082
www.lyonworkspace.com

NOTICE: THIS DOCUMENT IS CONFIDENTIAL AND PROPRIETARY. NO PART OF THIS DOCUMENT MAY BE DISCLOSED TO A THIRD PARTY WITHOUT THE PRIOR WRITTEN CONSENT OF LYON LLC

DATE 07-13-17	DRAWN BY JR	CHECKED BY DWW
------------------	----------------	-------------------

DESCRIPTION
**PRE-ENGINEERED CABINET
EYE LEVEL - STANDARD
(12) DRAWERS
(240) COMPARTMENTS**

SHEET	DRAWING NUMBER 6830301005	REV 1
-------	------------------------------	----------

DRAWER NUMBER	04	05	06	07	08	09	10	11	12	13	14	15	16	17	18
USABLE HEIGHT	2 1/4"	3"	3 7/8"	4 5/8"	5 3/8"	6 1/4"	7"	7 3/4"	8 1/2"	9 3/8"	10 1/8"	10 7/8"	11 3/4"	12 1/2"	13 1/4"