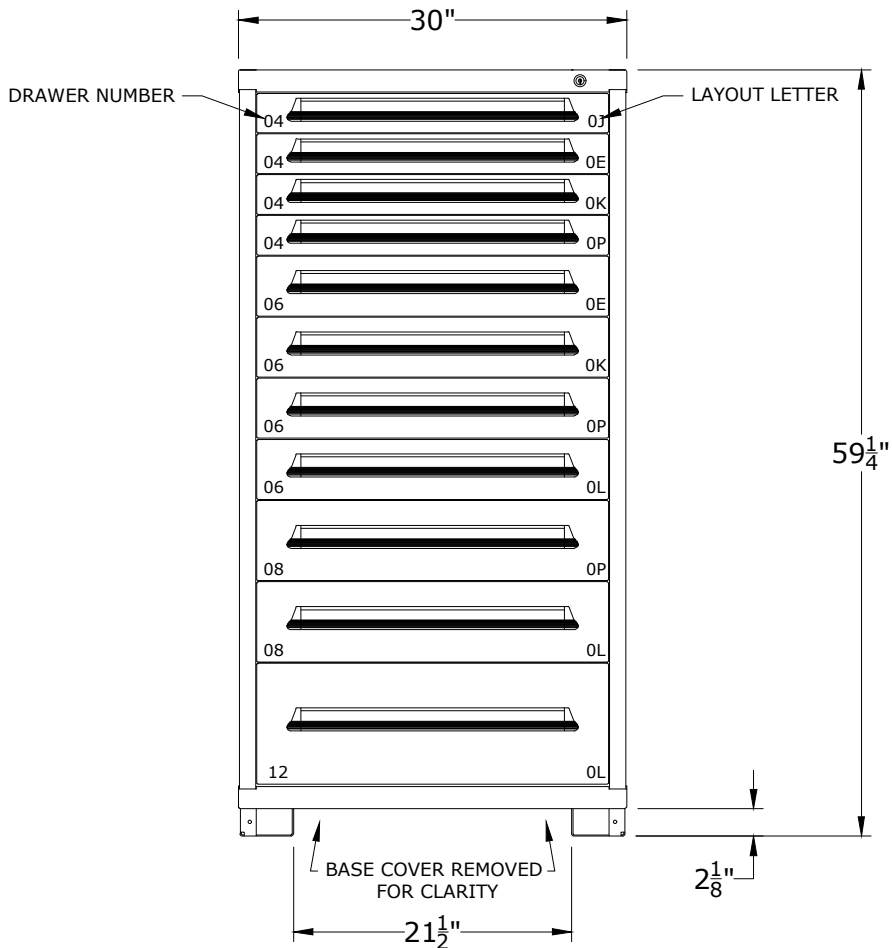


COMPARTMENT SIZE	3	4	5	6	7	8	9	10	11	12	13	14	15	16
DIMENSION (CLEAR)	1 7/8"	2 11/16"	3 1/2"	4 1/4"	5 1/16"	5 7/8"	6 11/16"	7 1/2"	8 1/4"	9 1/16"	9 7/8"	10 11/16"	11 1/2"	12 1/4"

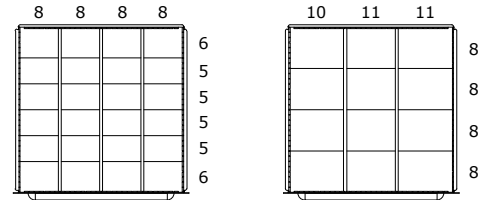
PART NUMBER OPTIONS;

- S68303010080L = SINGLE DRAWER ACCESS / NO LAYOUTS**
- S68303010081L = SINGLE DRAWER ACCESS / LAYOUTS FACTORY INSTALLED**
- M68303010080L = MULTIPLE DRAWER ACCESS / NO LAYOUTS**
- M68303010081L = MULTIPLE DRAWER ACCESS / LAYOUTS FACTORY INSTALLED**
- N68303010080N = NO LOCKING SYSTEM / NO LAYOUTS**
- N68303010081N = NO LOCKING SYSTEM / LAYOUTS FACTORY INSTALLED**



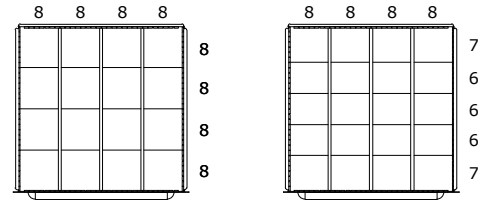
CABINET DEPTH @ 28-1/4" w/  
FULL EXTENSION, 450lb. CAPACITY DRAWERS  
EACH @ 25-1/8"W x 25-1/8"D USABLE

\*OTHER LOCK OPTIONS AVAILABLE, CONTACT FOR DETAILS



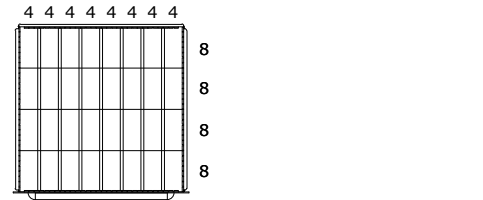
**DRAWER LAYOUT "0E"**  
24 COMPARTMENTS

**DRAWER LAYOUT "0L"**  
12 COMPARTMENTS



**DRAWER LAYOUT "0P"**  
16 COMPARTMENTS

**DRAWER LAYOUT "0K"**  
20 COMPARTMENTS



**DRAWER LAYOUT "0J"**  
32 COMPARTMENTS

**LYON** P.O. Box 671  
AURORA, IL 60507-0671  
PHONE: 800-323-0082  
www.lyonworkspace.com

NOTICE: THIS DOCUMENT IS CONFIDENTIAL AND PROPRIETARY. NO PART OF THIS DOCUMENT MAY BE DISCLOSED TO A THIRD PARTY WITHOUT THE PRIOR WRITTEN CONSENT OF LYON LLC

DATE 07-13-17	DRAWN BY JR	CHECKED BY DWW
------------------	----------------	-------------------

DESCRIPTION  
**PRE-ENGINEERED CABINET  
EYE LEVEL - STANDARD  
(11) DRAWERS  
(204) COMPARTMENTS**

SHEET	DRAWING NUMBER 6830301008	REV 1
-------	------------------------------	----------

DRAWER NUMBER	04	05	06	07	08	09	10	11	12	13	14	15	16	17	18
USABLE HEIGHT	2 1/4"	3"	3 7/8"	4 5/8"	5 3/8"	6 1/4"	7"	7 3/4"	8 1/2"	9 3/8"	10 1/8"	10 7/8"	11 3/4"	12 1/2"	13 1/4"