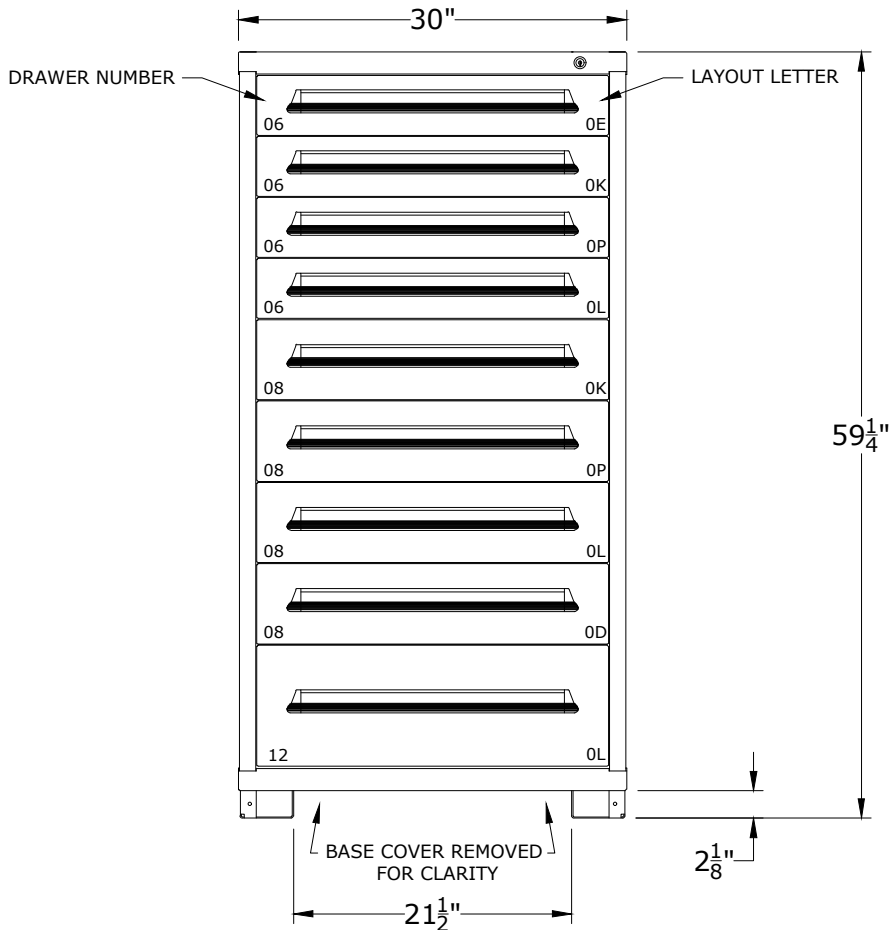


COMPARTMENT SIZE	3	4	5	6	7	8	9	10	11	12	13	14	15	16
DIMENSION (CLEAR)	1 7/8"	2 11/16"	3 1/2"	4 1/4"	5 1/16"	5 7/8"	6 11/16"	7 1/2"	8 1/4"	9 1/16"	9 7/8"	10 11/16"	11 1/2"	12 1/4"

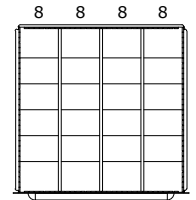
PART NUMBER OPTIONS;

- S68303010120L = SINGLE DRAWER ACCESS / NO LAYOUTS**
- S68303010121L = SINGLE DRAWER ACCESS / LAYOUTS FACTORY INSTALLED**
- M68303010120L = MULTIPLE DRAWER ACCESS / NO LAYOUTS**
- M68303010121L = MULTIPLE DRAWER ACCESS / LAYOUTS FACTORY INSTALLED**
- N68303010120N = NO LOCKING SYSTEM / NO LAYOUTS**
- N68303010121N = NO LOCKING SYSTEM / LAYOUTS FACTORY INSTALLED**

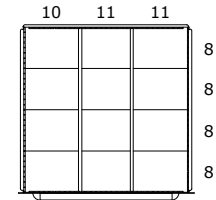


CABINET DEPTH @ 28-1/4" w/
FULL EXTENSION, 450lb. CAPACITY DRAWERS
EACH @ 25-1/8"W x 25-1/8"D USABLE

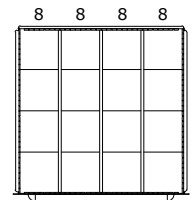
*OTHER LOCK OPTIONS AVAILABLE, CONTACT FOR DETAILS



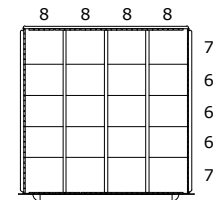
DRAWER LAYOUT "0E"
24 COMPARTMENTS



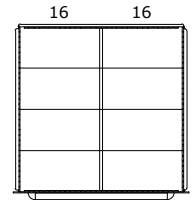
DRAWER LAYOUT "0L"
12 COMPARTMENTS



DRAWER LAYOUT "0P"
16 COMPARTMENTS



DRAWER LAYOUT "0K"
20 COMPARTMENTS



DRAWER LAYOUT "0D"
8 COMPARTMENTS

LYON P.O. Box 671
AURORA, IL 60507-0671
PHONE: 800-323-0082
www.lyonworkspace.com

NOTICE: THIS DOCUMENT IS CONFIDENTIAL AND PROPRIETARY. NO PART OF THIS DOCUMENT MAY BE DISCLOSED TO A THIRD PARTY WITHOUT THE PRIOR WRITTEN CONSENT OF LYON LLC

DATE 07-13-17	DRAWN BY JR	CHECKED BY DWW
------------------	----------------	-------------------

DESCRIPTION
**PRE-ENGINEERED CABINET
EYE LEVEL - STANDARD
(9) DRAWERS
(140) COMPARTMENTS**

SHEET	DRAWING NUMBER 6830301012	REV 1
-------	------------------------------	----------

DRAWER NUMBER	04	05	06	07	08	09	10	11	12	13	14	15	16	17	18
USABLE HEIGHT	2 1/4"	3"	3 7/8"	4 5/8"	5 3/8"	6 1/4"	7"	7 3/4"	8 1/2"	9 3/8"	10 1/8"	10 7/8"	11 3/4"	12 1/2"	13 1/4"