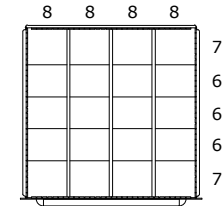
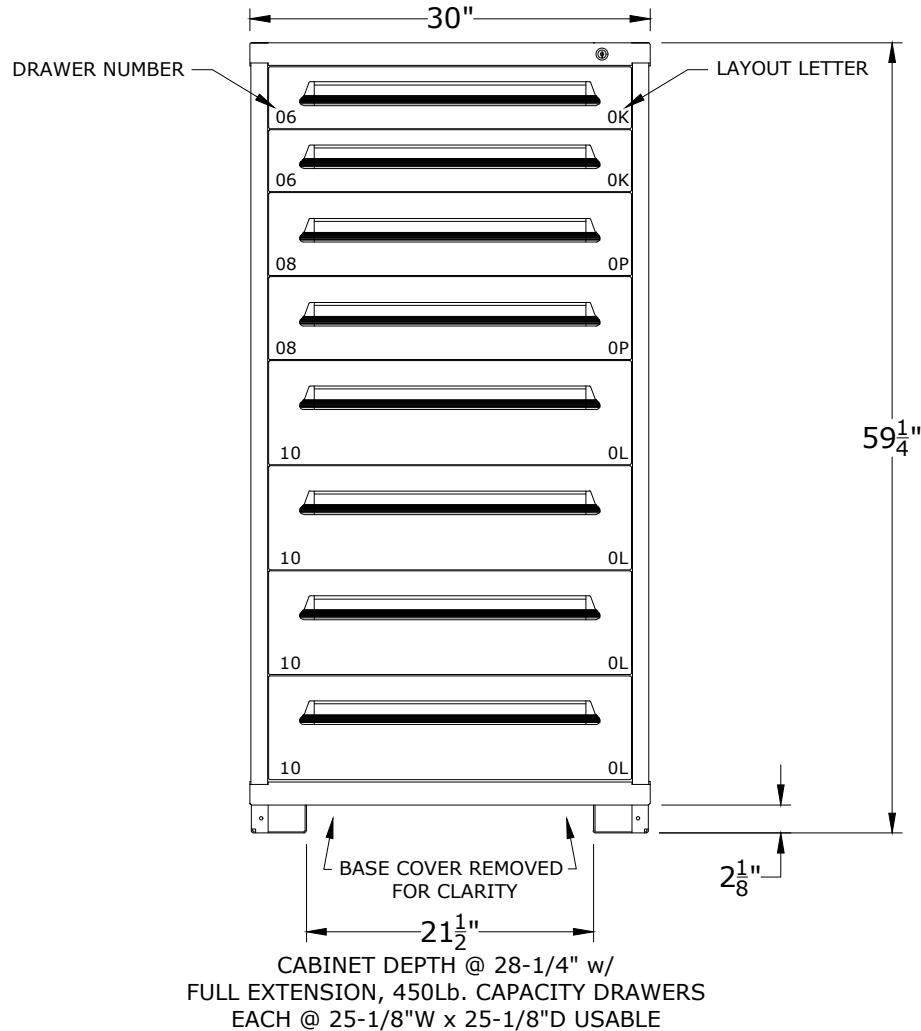


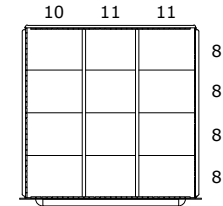
PART NUMBER OPTIONS:

COMPARTMENT SIZE	3	4	5	6	7	8	9	10	11	12	13	14	15	16
DIMENSION (CLEAR)	1 $\frac{7}{8}$ "	2 $\frac{11}{16}$ "	3 $\frac{1}{2}$ "	4 $\frac{1}{4}$ "	5 $\frac{1}{16}$ "	5 $\frac{7}{8}$ "	6 $\frac{11}{16}$ "	7 $\frac{1}{2}$ "	8 $\frac{1}{4}$ "	9 $\frac{1}{16}$ "	9 $\frac{7}{8}$ "	10 $\frac{11}{16}$ "	11 $\frac{1}{2}$ "	12 $\frac{1}{4}$ "

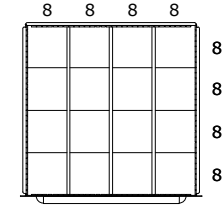
- S68303010310L** = SINGLE DRAWER ACCESS / NO LAYOUTS
- S68303010311L** = SINGLE DRAWER ACCESS / LAYOUTS FACTORY INSTALLED
- M68303010310L** = MULTIPLE DRAWER ACCESS / NO LAYOUTS
- M68303010311L** = MULTIPLE DRAWER ACCESS / LAYOUTS FACTORY INSTALLED
- N68303010310N** = NO LOCKING SYSTEM / NO LAYOUTS
- N68303010311N** = NO LOCKING SYSTEM / LAYOUTS FACTORY INSTALLED



DRAWER LAYOUT "OK"
20 COMPARTMENTS



DRAWER LAYOUT "OL"
12 COMPARTMENTS



DRAWER LAYOUT "OP"
16 COMPARTMENTS

*OTHER LOCK OPTIONS AVAILABLE, CONTACT FOR DETAILS

DRAWER NUMBER	04	05	06	07	08	09	10	11	12	13	14	15	16	17	18
USABLE HEIGHT	2 $\frac{1}{4}$ "	3"	3 $\frac{7}{8}$ "	4 $\frac{5}{8}$ "	5 $\frac{3}{8}$ "	6 $\frac{1}{4}$ "	7"	7 $\frac{3}{4}$ "	8 $\frac{1}{2}$ "	9 $\frac{3}{8}$ "	10 $\frac{1}{8}$ "	10 $\frac{7}{8}$ "	11 $\frac{3}{4}$ "	12 $\frac{1}{2}$ "	13 $\frac{1}{4}$ "

LYON P.O. Box 671
AURORA, IL 60507-0671
PHONE: 800-323-0082
www.lyonworkspace.com

NOTICE: THIS DOCUMENT IS CONFIDENTIAL AND PROPRIETARY. NO PART OF THIS DOCUMENT MAY BE DISCLOSED TO A THIRD PARTY WITHOUT THE PRIOR WRITTEN CONSENT OF LYON LLC

DATE	DRAWN BY	CHECKED BY
06-29-17	JR	DWV

DESCRIPTION
**PRE-ENGINEERED CABINET
EYE LEVEL - STANDARD
(8) DRAWERS
(120) COMPARTMENTS**

SHEET	DRAWING NUMBER	REV
1	6830301031	1