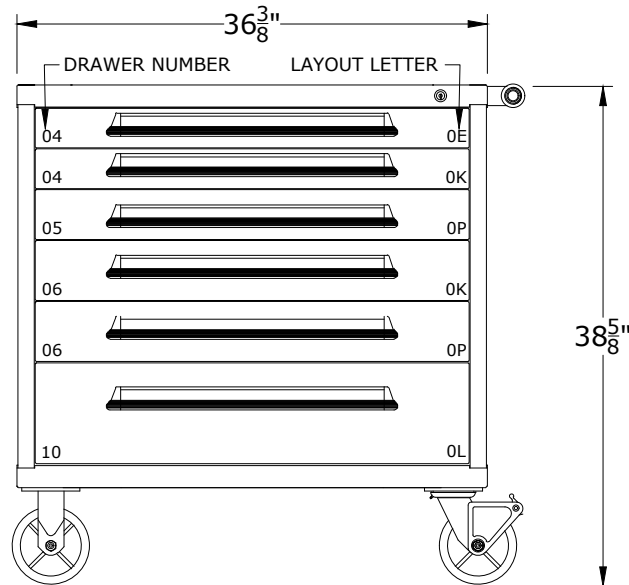


|                   |                   |                     |                   |                   |                    |                   |                     |                   |                   |                    |                   |                      |                    |                    |                     |                    |                    |
|-------------------|-------------------|---------------------|-------------------|-------------------|--------------------|-------------------|---------------------|-------------------|-------------------|--------------------|-------------------|----------------------|--------------------|--------------------|---------------------|--------------------|--------------------|
| COMPARTMENT SIZE  | 3                 | 4                   | 5                 | 6                 | 7                  | 8                 | 9                   | 10                | 11                | 12                 | 13                | 14                   | 15                 | 16                 | 17                  | 18                 | 20                 |
| DIMENSION (CLEAR) | 1 $\frac{7}{8}$ " | 2 $\frac{11}{16}$ " | 3 $\frac{1}{2}$ " | 4 $\frac{1}{4}$ " | 5 $\frac{1}{16}$ " | 5 $\frac{7}{8}$ " | 6 $\frac{11}{16}$ " | 7 $\frac{1}{2}$ " | 8 $\frac{1}{4}$ " | 9 $\frac{1}{16}$ " | 9 $\frac{7}{8}$ " | 10 $\frac{11}{16}$ " | 11 $\frac{1}{2}$ " | 12 $\frac{1}{4}$ " | 13 $\frac{1}{16}$ " | 13 $\frac{7}{8}$ " | 15 $\frac{1}{2}$ " |

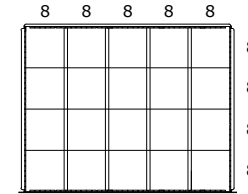
PART NUMBER OPTIONS;

**S35363010210L** = SINGLE DRAWER ACCESS / NO LAYOUTS

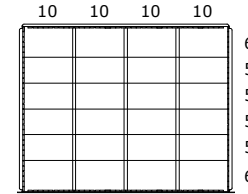
**S35363010211L** = SINGLE DRAWER ACCESS / LAYOUTS FACTORY INSTALLED



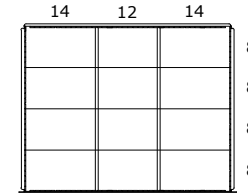
CABINET DEPTH @ 28-1/4" w/  
FULL EXTENSION, 450lb. CAPACITY DRAWERS  
EACH @ 31-1/2"W x 25-1/8"D USABLE



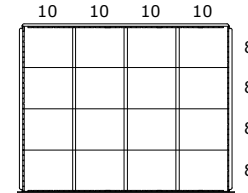
DRAWER LAYOUT "0K"  
20 COMPARTMENTS



DRAWER LAYOUT "0E"  
24 COMPARTMENTS



DRAWER LAYOUT "0L"  
12 COMPARTMENTS



DRAWER LAYOUT "0P"  
16 COMPARTMENTS

\*OTHER LOCK OPTIONS AVAILABLE, CONTACT FOR DETAILS

|               |                   |    |                   |                   |                   |                   |    |                   |                   |                   |                    |                    |                    |                    |                    |
|---------------|-------------------|----|-------------------|-------------------|-------------------|-------------------|----|-------------------|-------------------|-------------------|--------------------|--------------------|--------------------|--------------------|--------------------|
| DRAWER NUMBER | 04                | 05 | 06                | 07                | 08                | 09                | 10 | 11                | 12                | 13                | 14                 | 15                 | 16                 | 17                 | 18                 |
| USABLE HEIGHT | 2 $\frac{1}{4}$ " | 3" | 3 $\frac{7}{8}$ " | 4 $\frac{5}{8}$ " | 5 $\frac{3}{8}$ " | 6 $\frac{1}{4}$ " | 7" | 7 $\frac{3}{4}$ " | 8 $\frac{1}{2}$ " | 9 $\frac{3}{8}$ " | 10 $\frac{1}{8}$ " | 10 $\frac{7}{8}$ " | 11 $\frac{3}{4}$ " | 12 $\frac{1}{2}$ " | 13 $\frac{1}{4}$ " |

**LYON** P.O. Box 671  
AURORA, IL 60507-0671  
PHONE: 800-323-0082  
www.lyonworkspace.com

NOTICE: THIS DOCUMENT IS CONFIDENTIAL AND PROPRIETARY. NO PART OF THIS DOCUMENT MAY BE DISCLOSED TO A THIRD PARTY WITHOUT THE PRIOR WRITTEN CONSENT OF LYON LLC

|                  |                |                   |
|------------------|----------------|-------------------|
| DATE<br>07/19/17 | DRAWN BY<br>JR | CHECKED BY<br>DWW |
|------------------|----------------|-------------------|

DESCRIPTION  
**PRE-ENGINEERED  
MOBILE CABINET  
BENCH - MEDIUM  
(6) DRAWERS  
(108) COMPARTMENTS**

|       |                              |          |
|-------|------------------------------|----------|
| SHEET | DRAWING NUMBER<br>3536301021 | REV<br>1 |
|-------|------------------------------|----------|